


TERRITORIAL COOPERATION PROGRAMME
INTERREG VI-D
MADEIRA-AZORES-CANARY ISLANDS (MAC)
CCI NUMBER 2021TC16FFOR001



MAC 2021-2027
Territorial Cooperation

Interreg



Co-funded by
the European Union

MAC



INDEX

1. JOINT PROGRAMME STRATEGY: MAIN DEVELOPMENT CHALLENGES AND STRATEGIC RESPONSES	4
1.1 Programme area.	4
1.2 Summary of the main joint challenges, taking into account economic, social and territorial disparities and inequalities, joint investment needs and complementarity and synergies with other financing programmes and instruments, and the main lessons learned from previous experiences, as well as macro-regional strategies and maritime basin strategies in cases in which one or more strategies cover the programme area either totally or partially	5
1.2.1 <i>The challenges in the cooperation area in the period 2021-2027</i>	6
1.2.2 <i>Complementarity and synergies with other financing programmes and instruments</i>	13
1.2.3 <i>Lessons from the experience</i>	20
1.2.4 <i>The choice of strategy</i>	22
1.2.5 <i>Horizontal principles</i>	26
1.2.6 <i>Electronic data interchange (e-Cohesion)</i>	27
1.2.7 <i>Contribution of interventions to macro-regional and sea basin strategies (Atlantic Strategy)</i>	28
1.3 Rationale for the policy objectives selected and specific interreg objectives, the respective priorities, specific objectives and support modes, addressing, where appropriate, missing links in cross-border infrastructure	29
2. PRIORITIES	33
2.1 PRIORITY 1: SMART MAC – IMPROVING THE COMPETITIVENESS OF COMPANIES THROUGH AN INNOVATIVE AND SMART ECONOMIC TRANSFORMATION.....	33
2.1.1 <i>SPECIFIC OBJECTIVE 1.1 Develop and improve research and innovation capacities and the implementation of advanced technologies</i>	33
2.1.2 <i>SPECIFIC OBJECTIVE 1.3 Reinforce sustainable growth, competitiveness and employment creation in SMEs, also through investments that generate income.</i>	38
2.2 PRIORITY 2: GREEN MAC- ECOLOGICAL TRANSITION, SUPPORT FOR THE DEVELOPMENT OF A GREEN AND BLUE ECONOMY, FIGHT AGAINST CLIMATE CHANGE, PREVENTION AND MANAGEMENT OF RISKS AND CATASTROPHES. 41	
2.2.1 <i>SPECIFIC OBJECTIVE 2.1. Promotion of energy efficiency and reducing greenhouse gas emissions</i>	41
2.2.2 <i>SPECIFIC OBJECTIVE 2.2. Promotion of renewable energies in accordance with Directive (EU) 2018/2001, with a focus on the sustainability criteria detailed there</i>	44
2.2.3 <i>SPECIFIC OBJECTIVE 2.4 Fostering climate change adaptation, disaster risk and resilience, taking into account ecosystem-based approaches.</i>	48
2.2.4 <i>SPECIFIC OBJECTIVE 2.6 Promoting the transition towards a circular and efficient economy in resource consumption.</i>	52



2.2.5	<i>SPECIFIC OBJECTIVE 2.7 Promote the protection and conservation of nature, biodiversity and ecological infrastructures (hereinafter "green infrastructures"), including in urban areas, and the reduction of all forms of pollution.....</i>	56
2.3	PRIORITY 3. MAC GOVERNANCE: IMPROVING THE GOVERNANCE OF COOPERATION.....	59
2.3.1	<i>SPECIFIC OBJECTIVE INTERREG 1 (OEI.6.1). Improved institutional capacity, promotion of interpersonal actions, support for better governance of cooperation.....</i>	59
2.4	PRIORITY 4: MAC MOBILITY- IMPROVED MIGRATION MANAGEMENT AT ORIGIN AND DESTINATION.....	63
2.4.1	<i>SPECIFIC OBJECTIVE INTERREG 2 (OEI.7.2). Mobility and migration management.....</i>	63
3.	BUDGET.....	67
3.1	ANNUAL BUDGET. TABLE 7.....	67
3.2	TOTAL FINANCIAL APPROPRIATIONS BY FUND AND NATIONAL CO-FINANCING. TABLE 8	68
4.	ACTION TAKEN TO ENGAGE RELEVANT PROGRAM PARTNERS TO PREPARE THE INTERREG PROGRAMME AND THE ROLE OF THESE PARTNERS IN IMPLEMENTATION, MONITORING AND EVALUATION	69
5.	APPROACH TO COMMUNICATION AND VISIBILITY ACTIVITIES OF THE INTERREG PROGRAMME (OBJECTIVES, TARGET AUDIENCES, COMMUNICATION CHANNELS - INCLUDING SOCIAL MEDIA PRESENCE - WHERE APPROPRIATE, PROGRAMMED BUDGET AND RELEVANT MONITORING AND EVALUATION INDICATORS).....	74
6.	INDICATION OF SUPPORT FOR SMALL-SCALE PROJECTS. Not applicable.	76
7.	IMPLEMENTATION PROVISIONS.	77
7.1.	<i>Program authorities. TABLE 9.</i>	77
7.2.	<i>Procedure for setting up the joint secretariat.</i>	79
7.3.	<i>Distribution of responsibilities between the participating Member States and, where appropriate, third countries or partner countries and OCTs, in the event of financial corrections imposed by the managing authority or the Commission</i>	80
8.	USE OF UNIT COSTS, LUMP SUMS, FLAT-RATE FINANCING AND NON-COST RELATED FINANCING. Articles 94 and 95 of Regulation (EU) 2021/1060.....	82
ANNEX 3.	LIST OF PROGRAMMED OPERATIONS OF STRATEGIC IMPORTANCE AND THEIR TIMETABLE	83



CCI	2021TC16FFOR001
Title	(Interreg VI-D) Madeira-Azores-Canarias (MAC)
Version	FINAL
First year	2021
Last year	2027
Eligible from	01/01/2021
Eligible until	31/12/2029
EC Decision number	C (2022) 6877
EC Decision date	21/09/2022
Programs amendment decision number	
Date of entry into force of the decision to amend the programme	
NUTS II regions covered by the programme and Third Countries	(ES70) Autonomous Community of the Canary Islands (PT20) Autonomous Region of Azores (PT30) Autonomous Region of Madeira Third Countries: (CV) Cape Verde, (MR) Mauritania, (SN) Senegal, (GH) Ghana, (CM) Côte d'Ivoire, (GM) Gambia and (STP) Sao Tomé y Príncipe.
Chapter	Interreg D Cooperation with the outermost regions among themselves and with OCTs or third countries or neighbouring partners, or with regional integration and cooperation organisations, or with several of them.

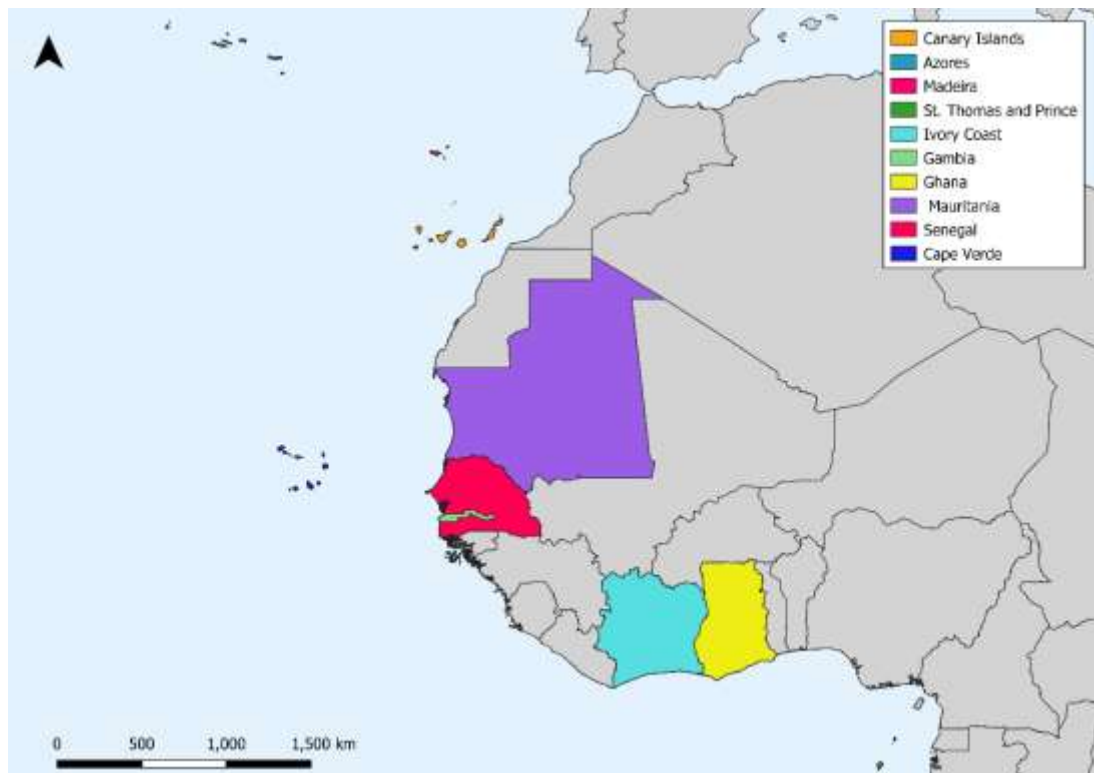


1. JOINT PROGRAMME STRATEGY: MAIN DEVELOPMENT CHALLENGES AND STRATEGIC RESPONSES

1.1 PROGRAMME AREA.

The Interreg MAC European Territorial Cooperation Programme 2021-2027 is part of chapter 4 (Interreg D) in accordance with the provisions of article 3.4 of Regulation (EU) 2021/1059 *on specific provisions for the European territorial cooperation goal (Interreg) supported by the European Regional Development Fund and external financing instruments*, focused on the mutual cooperation of the outermost regions among themselves and with overseas countries and territories (OCTs) or third countries, neighbouring partners and regional integration and cooperation organisations, or with several of them, to facilitate their regional integration and harmonious development in their region.

The cooperation area is comprised of three European outermost regions – **the Azores, Madeira and the Canary Islands** - belonging to two Member States, Portugal and Spain, and seven third countries - **Cape Verde, Ivory Coast, Gambia, Ghana, Mauritania, Senegal and São Tomé and Príncipe** - five of which are part of the Economic Community of West African States (ECOWAS).



The intensification of the cooperation of the outermost regions (OR) with neighbouring countries has been a fundamental pillar of the EU strategy for these regions since 2004. This strategy has just been



MAC 2021-2027
Territorial Cooperation



renewed and strengthened to be adapted to the current situation and challenges¹. Priorities for EU action supporting ORs' recovery and sustainable inclusive growth include cooperation with other European regions, with neighbouring countries and beyond, with a particular focus on Interreg and cooperation with Global Europe.

The Interreg MAC Territorial Cooperation Programme has been consolidated in recent decades as the main instrument to promote the regional inclusion of the ORs in their respective geographic areas, highlighting the importance of regional cooperation and good neighbourly relations in order to foster sustainable economic development and strengthen political stability.

The geographic area of the MAC Programme will be expanded in the 2021-2027 period in order to enhance this cooperation, based on shared interests and values, with a view to achieving common objectives in terms of innovation and competitiveness, ecological transition, the fight against climate change, mobility and governance.

1.2 SUMMARY OF THE MAIN JOINT CHALLENGES, TAKING INTO ACCOUNT ECONOMIC, SOCIAL AND TERRITORIAL DISPARITIES AND INEQUALITIES, JOINT INVESTMENT NEEDS AND COMPLEMENTARITY AND SYNERGIES WITH OTHER FINANCING PROGRAMMES AND INSTRUMENTS, AND THE MAIN LESSONS LEARNED FROM PREVIOUS EXPERIENCES, AS WELL AS MACRO-REGIONAL STRATEGIES AND MARITIME BASIN STRATEGIES IN CASES IN WHICH ONE OR MORE STRATEGIES COVER THE PROGRAMME AREA EITHER TOTALLY OR PARTIALLY

Territories covered by the programme are located in the Atlantic, what gives them a strategic position regarding connections between Europe, Africa and America, and have a total area of 1,815,724 square kilometres and 84,770,665 inhabitants, according to data published by Eurostat and the World Bank for 2020.

The identification of the joint challenges in the cooperation area is based on the analysis of the main weaknesses within the framework of the intervention areas defined by the political objectives of the cohesion policy for the 2021-2027 period.


¹ COM (2022) 198 final, of 3.5.2022. "Putting people first, securing sustainable and inclusive growth, unlocking the potential of the EU's outermost regions", p. 25-29.



The context analysis conducted has taken into account the experience of previous MAC programmes, in addition to other strategies and programmes, which has allowed for the identification of the main challenges in the cooperation area comprising the basis on which the intervention logic of the programme is built.

1.2.1 The challenges in the cooperation area in the period 2021-2027

There are 10 challenges in all, characterised by the fact they include the most global aspects of regional development, in addition to more specific aspects that attempt to characterise this development, delving into the challenges of globalisation, the technological revolution, sustainability and the demographic challenge, as well as overcoming the economic crisis generated by the COVID-19 pandemic.

 **CHALLENGE 1:** *To consolidate a sustainable development model to enable recovery from the COVID-19 crisis and be based on three fundamental pillars: tourism, the blue economy and the green economy.*

Laying the foundations for a model of sustainable economic and social development is the main challenge in the cooperation area. This area is characterised by a majority presence of small and medium-sized companies and a high concentration in a small number of economic sectors, which increases their vulnerability to economic crises and reduces their resilience.



EVOLUTION OF GDP PER CAPITA IN RELATION TO THE AVERAGE OF THE EU-27



Source: The author.

The starting point of this challenge is a situation conditioned by the consequences generated by the health and economic crisis of COVID-19, which has led to a highly significant reduction in GDP per capita in the cooperation area.

CHALLENGE 2: *To address the specific problems of the archipelagic areas.*

The archipelagos of the Canary Islands, the Azores, Madeira, Cape Verde and São Tomé and Príncipe comprise a functional area with a common multidimensional problem, particularly evident in the territorial sphere, but also present in the economic, social and environmental spheres. In practice, the common approach encompasses a challenge that will make it possible to take advantage of the generation of synergies. The characteristics of the archipelagos have conditioned both the model and level of development throughout their history, determining their areas of specialisation and imposing additional costs.


CHALLENGE 3: *To capitalise on the results obtained through the transfer and reuse of the knowledge generated in order to ensure the sustainability of the projects and maximise their impact.*

The trajectory of cooperation in the Macaronesia area has enabled the generation of significant capital (understood as the knowledge generated around previous co-financed activities), in relation to which the challenge of generating positive synergies persists.



The studies conducted in this regard, within the framework of POMAC 2014-2020, have revealed the need to promote the capitalisation process for the reuse, adaptation and transfer of this capital with the aim of generating new and innovative impacts.

Six areas have been identified within this framework in which the possibility of capitalising on results is most relevant: R&D&I, technology transfer, business support, circular economy, biodiversity and protection of natural and marine resources and natural risk management.

 **CHALLENGE 4:** *To promote coordination between the MAC and the Multiannual Indicative Programmes (MIPs) of third country partners, with a view to identifying key areas of cooperation for the development of projects of common interest.*

Cooperation between the outermost regions and third countries throughout the 2014-2020 period has resulted in clear progress in consolidating cooperation strategies between the parties. This has given rise to the growing participation of third countries in the Programme.

Within the framework of the new period, the challenge focuses on striving for greater synergies between the development strategies of the European and African parts of the programme, identifying areas and initiatives of common interest in which both parties can actively participate and obtain mutual benefits (win-win). The creation of stable and permanent dialogue and work forums is a necessity for the promotion of the participation of new partner countries in the programme and to establish joint strategies.

CHALLENGE 5: *To take advantage of the strategic positioning of the programme's partner regions as a link between Africa, America and Europe, promoting the participation of regional companies in international markets.*

The strategic positioning of territories turns the cooperation area into a bridge between the three continents and represents an opportunity for the region to consolidate itself as an economic, social, cultural and environmental benchmark for the mid-Atlantic.

Moreover, the status of “tri-continental bridge” implies a connection with international markets that, once the aforementioned determining factors have been overcome, can facilitate the penetration and enhancement of the position of regional companies. To this end, the implementation of strategies and initiatives that promote and encourage companies to open up to international markets is of extreme importance.

 **CHALLENGE 6:** *To ramp up efforts in innovation and the participation of companies in R&D&I.*

The area of cooperation shares a significant deficit in terms of research and innovation. This weakness is found both within the scope of resources dedicated to R&D (inputs) and the results achieved by the investment effort (outputs), as illustrated in the table below:



INVESTMENT EFFORT AND R&D RESULTS IN THE COOPERATION AREA

REGION	INPUTS				OUTPUTS			
	R+D expenditure		RESEARCHERS DEDICATED TO R+D		ARTICLES IN SCIENTIFIC AND TECHNICAL PUBLICATIONS		APPLICATION FOR PATENTS	
	% of GDP	Year	Per million inhabitants	Year	Miles	Year	Miles	Year
SPAIN	1.237%	2018	3,000.9	2018	54,536.59	2018	1,525.0	2018
Canary Islands	0.47%	2018	1,142.4	2018				
PORTUGAL	1.366%	2018	4,537.5	2018	14,294.56	2018	661.0	2018
Azores	0.32%	2018	1,107.2	2018				
Madeira	0.39%	2018	1,604.0	2018				
CAPE VERDE	0.073%	2011	123.5	2014	8.69	2018	3.0	2018
MAURITANIA	0.014%	2018	-	-	20.32	2018	-	-
SENEGAL	0.577%	2015	564.3	2015	388.32	2018	-	-
IVORY COAST	0.096%	2016	69.1	2005	248.14	2018	26.0	2012
GHANA	0.377%	2010	89.1	2015	1,275.99	2018	13.0	2018
Gambia	0.0713 %	2018	52.89	2018	33.83	2018	-	-
São Tomé and Príncipe	-	-	-	-	-	-	-	-

Source: The author, based on World Bank and Eurostat data.

Both the African countries and the outermost regions are far behind the so-called regional leaders in innovation. Data from the 2020 Global Innovation Index published by the World Intellectual Property Organization ranks the territories far behind the continental benchmarks and the EU average, and classifies them as moderate innovators. This gives rise to the existence of a joint weakness in the field of research, particularly applied research, highlighting the creation of technology clusters, in particular related to the strategy of blue economy and areas identified in the ORs' smart specialisation strategies (RIS3), a potential area for improvement.



INNOVATION INDEX

REGION	GLOBAL INNOVATION INDEX		INNOVATION INPUT SUB-INDEX (INPUTS)		INNOVATION OUTPUT SUB-INDEX (OUTPUTS)	
	Value	Ranking	Value	Ranking	Value	Ranking
SPAIN	45.6	30	54.85	27	36.35	27
PORTUGAL	43.51	31	52.51	32	34.5	29
Leaders in Europe						
Switzerland	66.08	1	69.42	2	62.75	1
Sweden	62.47	2	69.19	3	55.75	2
CAPE VERDE	23.86	100	33.09	99	14.64	90
MAURITANIA	-	-	-	-	-	-
SENEGAL	23.75	102	32.03	102	15.46	84
IVORY COAST	21.24	112	31.31	105	11.17	115
GHANA	22.28	108	30.2	113	14.35	93
GAMBIA	-	-	-	-	-	-
SÃO TOMÉ AND PRÍNCIPE	-	-	-	-	-	-
Leaders in Sub-Saharan Africa						
Mauritius	34.35	52	45.77	47	22.94	60
South Africa	32.67	60	44.85	49	20.48	68
COOPERATION AREA AVERAGE	30.04		39.00		21.08	
GLOBAL AVERAGE	30.94		41.39		20.74	

Source: The author, based on the World Intellectual Property Organization 2020 Global Innovation Index (https://www.wipo.int/edocs/pubdocs/en/wipo_pub_gii_2020-intro4.pdf).

- ✈️ **CHALLENGE 7:** *To commit to sustainable and innovative tourism that addresses the associated problems of resource and energy management, and that is compatible with the use of the territory's natural heritage.*

Tourism is one of the fundamental pillars of the production structure of the Canary Islands, Madeira and Cape Verde, and registers a significant growth margin in the Azores and other third



countries. The Republic of Ghana has seen increased investment in tourism, which represents around 3% of GDP, although this is less than in other countries in the region striving to promote themselves as tourist destinations, such as Gambia (9% of GDP) and Senegal (5.3% of GDP). Furthermore, Ivory Coast, with its unequivocal tourism potential associated with the country's 515 km of coastline and its ethnic, cultural and natural attractions, underwent a major increase in tourism demand between 2016 and 2017 (13.7%).

The Covid-19 pandemic has had a considerable impact on tourism and the economic and social repercussions for some of the territories in the area have been particularly damaging. The outlook points to a long and arduous recovery process that will require policies and investment to promote innovation, digital transition and sustainable development as a niche market.

- ✦ **CHALLENGE 8:** *To promote the green economy and the blue economy as strategic sectors for economic growth, to implement the circular economy, to protect biodiversity and to promote renewable energies.*

The use of natural resources for the execution of sustainable economic activities is one of the main challenges in the cooperation area. Both the three outermost regions and the partner African countries boast a vast natural heritage, with a unique biodiversity and land and marine ecosystems, which, if used in the correct manner, can be a source of economic development. Moreover, the territories in the area serve as natural laboratories for carrying out research activities.

The green and blue economies, in particular sustainable tourism, but also other activities such as organic farming, aquaculture, biotechnology and renewable energies, represent an opportunity for the cooperation area. The development of a sustainable blue economy reconciling environmental protection and economic activity along the lines set out in the Communication on a new approach to a sustainable EU blue economy (COM (2021) 240 final) can drive the transformation towards a resilient and inclusive growth path. The three outermost regions have blue economy strategies that provide the framework within which this challenge should be addressed.

- ✦ **CHALLENGE 9:** *To address the challenges arising from climate change, as well as other sea basin challenges, by increasing efforts in prevention, capacity building, training and risk and emergency management.*

The maritime area covered by the programme is extremely sensitive to issues related to climate change, maritime security, illegal trafficking or ecological disasters. All these challenges constitute a key area of intervention for the MAC programme.

Climate change is having a wide-ranging impact on the ecosystems of the outermost regions and third countries participating in the Programme. Rising temperatures, changing wind patterns, extreme weather events and rising sea level are the most visible consequences and efforts made so far have proven to be insufficient. The impact on food security, health and the economy as a whole is considerable and affects the most vulnerable groups to a greater extent.

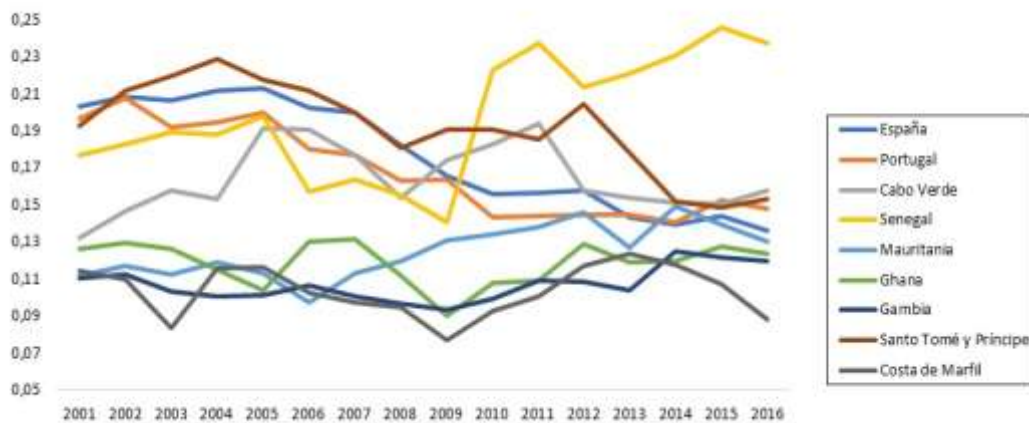
A comparison conducted between the ORs and Third Countries shows that, although per capita greenhouse gas emissions differ significantly between the two territories, this disparity is largely due to levels of production, whereby emissions drop significantly when GDP is taken into account.



However, all the territories can implement measures to commit to a low-carbon economy. Support for this type of measure will be crucial in the years to come and is probably the main joint challenge in the area.

Within the framework of the competences of the different participating territories, the MAC will be able to contribute to the objectives of the European Maritime Security Strategy and its Action Plan.

EVOLUTION OF CO2 EMISSIONS IN RELATION TO GDP (KILOGRAMS PER PPP – 2011 GDP PURCHASING POWER PARITY)



Source: The author, based on World Bank and Eurostat data.

- ✈️ CHALLENGE 10: *To support the management of migration in the cooperation area, both at origin and destination, and to contribute to raising awareness of the migratory phenomenon.*

The mobility of people within the cooperation area is a necessity and a priority to promote exchanges, the consolidation of ties and mutual trust. However, organised mobility coexists with the growing mobility of people in an irregular situation.



Population migrations in African countries present clearly differentiated profiles, with Mauritania being the main recipient country of the immigrant population, while in Cape Verde, Ivory Coast, Gambia, Mauritania, Senegal, Ghana and Sao Tome and Principe, the percentage of the emigrant population is higher than that of the immigrant population.²

On the European side, the Canary Islands register the highest numbers of immigrant population, and there has been a significant increase in irregular immigration from various points on the West African coast in recent years.

Within this context, addressing the problem of the mobility of people in the area, by promoting organised mobility, will be a challenge for the next decade. The MAC programme can contribute to the development of the approach set out in the Communication "Attracting skills and talent to the EU"³ by promoting youth mobility and the creation of talent partnerships. Another challenge is the fight against illegal immigration, which has negative effects both on the societies of origin (loss of human capital, reduction in the supply of labour and entrepreneurship, less aggregate demand, etc.) and on the destination regions, particularly the Canary Islands, (fall in per capita GDP, growth of the irregular economy, the vulnerability of this group of people and repercussions on the labour market, etc.).

1.2.2 Complementarity and synergies with other financing programmes and instruments

The cooperation of the outermost regions among themselves and with third countries or neighbouring partners aims at facilitating their regional integration and harmonious development in their neighbourhood.

In the framework of this cooperation, calls for proposals could be launched for combined funding under the ERDF and the Neighbourhood, Development and International Cooperation Instrument (NDICI).

The Commission has decided to include a specific financial allocation financed by the NDICI fund to the MAC programme of EUR 10 million, to help the African countries participating in the programme to strengthen their cooperation with the outermost regions of the Union under the MAC programme. To this end, the NDICI instrument will contribute to actions implemented by the Managing Authority through joint ERDF/NDICI calls. Where appropriate, another modality could be used with the agreement of the European Commission and the Monitoring Committee.

The joint calls will cover the following priorities:

² According to the World Bank definition, net migration is the net total number of people that migrated during a period. In other words, the total number of immigrants less the number of emigrants.
<https://data.bankworld.org/indicator/SM.POP.NETM?locations=ST-GM-CV-MR-CI>

³ COM (2022) 657 final, of 27.4.2022.



Priority: 1 - SMART MAC: IMPROVING THE COMPETITIVENESS OF COMPANIES THROUGH INNOVATIVE AND SMART ECONOMIC TRANSFORMATION: NDICI allocation of EUR 4.000.000.

Priority: 2 - GREEN MAC - ECOLOGICAL TRANSITION, SUPPORT FOR THE DEVELOPMENT OF A GREEN AND BLUE ECONOMY, FIGHTING CLIMATE CHANGE, RISK AND DISASTER PREVENTION AND MANAGEMENT: NDICI allocation of EUR 6 million.

The total budget of the NDICI is 10,000,000.00 euros, which corresponds to the year 2025.

The conditions for the implementation of this contribution, which shall be implemented under indirect management in accordance with Article 55(3)(b) of Regulation (EU)2021/1059 , shall be determined by an agreement concluded between the Commission and the Managing Authority.

The opportunities opened up by territorial cooperation within the scope of POMAC point to an excellent potential for the generation of positive synergies and act in a complementary manner with other programmes and instruments of both the EU and other institutions and entities.

In addition, the MAC program will seek synergies and complementarity with other Community funds and instruments. The unique nature of the cooperation area excludes any risk of overlap with other EU programmes and instruments, given the difficult access to many of these programmes for the outermost regions due to their special characteristics. The MAC program is thus presented as a complementary programme, which will enable the ORs and their partners to develop actions that do not fit into these other European instruments, while strengthening their capacity to access them.

In this respect, complementarity with the Erasmus+ programme is of particular interest. The MAC programme does not include education and training among its specific objectives, although these actions can be integrated into the projects eligible for the specific objectives selected. Hence, there is a wide scope for collaboration with Erasmus+, by seeking synergies and taking advantage of networks and links created through MAC cooperation projects. The same applies to the Marie Skłodowska-Curie Actions programme, and its complementarity, in particular with the Smart MAC Priority.

The MAC Programme will also seek synergies with Horizon Europe in the four key strategic orientations: promoting digital and green transition, circular economy, sustainable management of natural resources and enhancing resilience to disasters. Projects will focus on the most promising sectors, especially the sustainable blue economy, tourism or bio-economy. Projects having been awarded the Seal of Excellence will receive particular attention and will be taken into account for compatibility with State aid rules in the case of SME participation.

The MAC programme complements actions co-financed by the other Structural and Investment Funds.

Complementarity between the different funds in the Canary Islands will be guaranteed through a Funds Coordination Commission made up of all the representatives of the Government of the Canary Islands in matters related to the European Union. This Commission, of an interdepartmental nature, but at sectoral level, will be in charge of the coordination of aid and grants financed totally or partially from Community funds and will serve as an exchange of good practices between the different ESI funds (ERDF, ESF, EAFRD and EMFAF).

The MAC complements the ERDF OP of the Canary Islands through the Smart MAC and Green MAC Priority, although the MAC will focus on the development and transfer of knowledge to third partner

countries, with a view to opening up business opportunities and increasing economic and trade relations between the European and African sides, what would help the economic and social development of the cooperation area as a whole.

As far as the ESF OP is concerned, although the MAC has not included OP4 among its priorities, it is clear that the entire strategy of the MAC programme is geared towards job creation through the revitalisation of the productive fabric. Thus, the Smart MAC Priority focuses on applied research and support for SMEs; the Green MAC Priority focuses on promoting the green and blue economy, as well as the circular economy, through actions that encourage the creation of companies in these sectors; the Governance MAC Priority includes the capitalisation of the results obtained in previous programmes, with a view to encouraging the reuse and exploitation of accumulated knowledge and its practical application. In the social field, the Mobility MAC Priority gives prominence to the care of unaccompanied immigrant minors arriving in the Canary Islands, which the ERDF and ESF address through infrastructures and integration measures.

The Autonomous Region of Madeira (ARM), in the context of the preparation and management of the two programmes involving ERDF support, will seek to improve their adjustment, particularly as regards the eligible areas, ensuring non-duplication of interventions, complementarity and synergies, safeguarding the nature, specificities, characteristics, fields of action and types of actions of the investments to be supported.

The Autonomous Region of the Azores (ARA), being in the negotiation and preparation phase of the ERDF Azores 2030 programme, has sought to enhance and complement synergies with the INTERREG VI-D MAC programme, especially in the areas of Smarter Europe and Greener Europe.

The regional governments of the ARM and the ARA, as Managing Authorities in their ERDF regional operational programmes and regional representatives in the Management and Monitoring Committees and Regional Auditors in the INTERREG MAC 2021-2027 programme, will ensure, within their competences, the non-duplication of interventions and support, and the complementarity and synergies between programmes, taking into account the characteristics and specificities of each project, its nature, areas of intervention and type of actions.

The MAC Mobility priority is proposed as complementary to the AMIF, supporting small actions that facilitate the reception of migrants at the border, upon arrival, as well as projects that contribute to raising awareness of the migratory phenomenon, for example, awareness-raising actions at origin on the dangers of clandestine migratory routes. Support will also be given to projects that contribute to helping the return of migrants and their reintegration in their countries of origin.

As mentioned above, the MAC programme is committed to boosting the economic dynamism of the area by relying on its competitive factors. The rich biodiversity of the area, both terrestrial and maritime, is one of these factors, hence the commitment to the green and blue economy. In relation to the blue economy, the MAC can complement actions co-financed by the European Maritime, Fisheries and Aquaculture Fund (EMFAF) and the Horizon Europe programme within the framework of the Ocean and Sea Mission, with projects encouraging entrepreneurship and competitiveness in this sector, from a sustainable perspective, promoting renewable and neutral technologies and developing innovative solutions.



MAC 2021-2027
Territorial Cooperation



Regarding the green economy and the protection of natural resources, the MAC will complement actions developed under the EAFRD and EAGF by supporting actions that contribute to improving the competitiveness of the agricultural sector through the integration of innovative technologies, as well as promoting resource efficiency and the restoration, conservation and improvement of ecosystems related to agriculture and forestry. In this area, special attention will be paid to productions supported under the POSEI.

EXTERNAL COHERENCE OF THE PROGRAMME

Programme	Responsibility	Neutrality	Complementarity / Positive synergies	Added value of POMAC 2021-2027
Other Interreg Programmes			+	A specific focus on the outermost regions and their interrelation with third countries in the cooperation area
Multiannual Indicative Programmes (MIPs)	+		+	The promotion of win-win cooperation which goes beyond development aid
ERDF Regional Programmes for the Canary Islands, the Azores and Madeira	+		+	Addressing joint challenges reaching sufficient critical masses
Smart Specialisation Strategies			+	The promotion of the strategic areas

Programme	Responsibility	Neutrality	Complementarity / Positive synergies	Added value of POMAC 2021-2027
Horizon Europe	+		+	The provision of sufficient capacity and excellence to the initiatives, providing them with the conditions to compete in the Horizon Europe calls
Single Market Programme	+			Adaptation to the specific conditions of SMEs in the cooperation area, with a particular focus on the development of innovation and applied research
Green Deal			+	Addressing climate change from a global perspective provides added value to the Programme and its contribution to the commitments made by the European Union within the framework of the European Green Deal, particularly in relation to the Biodiversity Strategy, the Just Transition Mechanism and the Plan of Action for the Circular Economy
LIFE 2021-2027	+		+	There are high levels of consistency between the POMAC programme and the Life programme with the added value of a joint approach to the specific challenges of the biogeographical region of Macaronesia and those arising from the archipelagic condition of several of the territories comprising the cooperation area

Programme	Responsibility	Neutrality	Complementarity / Positive synergies	Added value of POMAC 2021-2027
Atlantic Strategy	+		+	The strategic importance of the blue economy featured throughout the Programme represents positive synergies with the five thematic areas of the Atlantic Strategy, highlighting the implementation of the ecosystem approach, the reduction of Europe's carbon footprint (which also involves Third Countries in this case), the sustainable exploitation of natural resources on the seabed and the response to threats and emergencies
Blue Strategy	+		+	The importance attributed to the blue economy in the MAC programme clearly contributes to achieving the objectives of the European strategy for a sustainable blue economy, in particular the mitigation of climate change, the development of renewable energies, the circular economy, the preservation of biodiversity and landscapes and the need to invest in R&D&I

Source: The author, based on Eurostat data.

1.2.3 Lessons from the experience

The Interreg MAC 2014-2020 concentrated its interventions in the areas of innovation, business competitiveness, internationalisation and sustainable development, in a line of continuity with the MAC 2007-2013, although more aligned with the interests of the three third country partners of the programme - Cape Verde, Mauritania and Senegal - which have seen a significant increase in their participation in the selected projects, with a total of 280 participating entities from the Third Countries in a large number of the 124 projects approved:

- 156 Cape Verdean entities are involved in 94 projects (76% of approved projects),
- 71 Senegalese entities are involved in 47 projects (38% of approved projects),
- 53 Mauritanian entities are involved in 38 projects (31% of approved projects).

The results achieved so far show a remarkable efficiency that has allowed a significant achievement of the objectives, conditioned by the negative impact of the pandemic resulting from COVID-19, particularly as regards tourism and the internationalisation of businesses.

Despite the disparities between the territories of the cooperation area, in general the weakness of the productive fabric and its limited resilience to crisis situations such as the one generated by the pandemic is evident. This is why the different areas of intervention of the MAC 2021-2021 will be strongly oriented towards improving the competitiveness of the productive fabric, through a better use of the opportunities offered by the green and blue economy and the circular economy. This focus on sustainable economic development by taking advantage of the potential of the territories and the opportunities offered by cooperation is consistent with the aim pursued by the Interreg strand D programmes, which is none other than the joint economic development of the ORs and their neighbouring countries and, therefore, the improvement of the political stability of the cooperation area.

In an analysis by axes, the experience of the MAC 2014-2020 shows that:

In Axis 1 - Promoting research, technological development and innovation, a notable interest has been detected among potential beneficiaries, despite the fact that this is an area in which low technological intensity activities predominate. Among the projects approved, those relating to R&D&I in areas related to the blue economy and renewable energies stand out, which is consistent with the opportunities and strengths that characterise the territories of the area, as well as with the respective smart specialisation strategies (RIS3). The main weakness remains the transfer of research results to the market, so the MAC 2021-2027 will focus on applied research. Likewise, the MAC 2021-2027 will include SMEs as direct beneficiaries of these projects, which will strengthen this connection between research and the productive fabric, helping to ensure that the projects presented respond to the real needs of companies and contribute directly to improving their competitiveness.

In Axis 2 - Improving the competitiveness of enterprises, despite the 28 projects selected, oriented towards the provision of advanced services, the reality shows that the economic fabric is still extremely vulnerable, due to the scarce diversification with an excessive dependence on the service sector and a series of traditional economic activities. The presence of a majority of small and micro-enterprises, with little investment capacity, makes it difficult to consolidate an innovative culture. Openness to the

outside world remains limited, companies continue to operate almost exclusively in local markets, and the progress made has been affected by the consequences of the pandemic. The MAC 2021-2027 will therefore continue to support enterprises in their transition towards more innovative models, with a view to strengthening their resilience to crisis situations.

Within Priority 1, the combination of the two specific objectives selected will support companies in their innovation processes, with a clear commitment to internationalisation as a way to overcome the difficulties linked to the small size of local markets. Cooperation between the territories of the area is thus presented as a way to open up new business opportunities, mainly in the field of exporting services.

Axes 3 and 4 of the 2014-2020 MAC - adaptation to climate change, risk management, environmental protection and resource efficiency - have been areas where the interests of the European and African sides of the programme have overlapped, as demonstrated by the partnerships of the approved projects. Adaptation to climate change and the prevention of risks associated with it is probably the greatest joint challenge of this cooperation area, as it is an area particularly vulnerable to extreme phenomena such as torrential rains, rising sea levels, heat and cold waves, droughts and tropical storms. These phenomena increase every year and affect human life. On the other hand, this geographical location, which is a source of climatic risks, is at the same time the reason for the existence of an exceptional natural heritage, and the MAC has always been a powerful instrument to complement environmental protection actions carried out in the framework of other European and international programmes. For this reason, and in view of the incorporation of four new African countries to the programme, all of them on the Atlantic coast of Africa, and the high degree of coincidence of interests in everything related to ecological transition and the fight against climate change, the MAC 2021-2027 will continue to prioritise this area of intervention, with the aim of joining forces in the development of strategies, plans and programmes that ensure better adaptation to climate change, exchanging information and good practices, and generating common databases to facilitate decision-making. Likewise, priority has been given as a specific objective to energy efficiency and the promotion of renewable energies, two areas that have been key players in the 2014-2020 MAC and which will continue to contribute both to the fight against climate change and to the promotion of sustainable economic development, given the potential of the territories of the area to develop economic activity in this field and to attract investment.

Finally, Axis 5 of the MAC 2014-2020 - improving the institutional capacity and efficiency of public administration, has been crucial in facilitating the smooth running of the programme. The diversity of the participating territories, their remoteness from each other, and the disconnection between MAC programming and the identification of third country priorities under the EDF and other instruments, have been overcome thanks to the actions developed under this axis, in particular thanks to the HEXAGONE project. The main weakness remains joint programming and joint financing of actions, which in the next period will be facilitated by the provisions of Article 43 of the European Territorial Cooperation Regulation and Article 55 of the IVDCI-Global Europe Regulation. The addition of four new third countries to the new programme requires further strengthening of coordination between the European side and the African side, and tools to ensure a permanent dialogue for the identification and implementation of strategic policies and projects. The HEXAGONE project should be reoriented and strengthened to respond to this challenge, and become a governance platform, open to the participation of other relevant entities present in the cooperation area, which can provide added value and improve synergies with other strategies, programmes and financial instruments.

Over two of the three previous programming periods, MAC 2017-2013 and MAC 2014-2020, around 250 cooperation projects have been developed, which have generated valuable results and a stock of knowledge to be exploited. Capitalising on the results obtained will be a priority and cross-cutting objective of the MAC 2021-2027. A capitalisation strategy will be put in place from the start of the programme, which will be designed in accordance with the conclusions of the support provided by the INTERACT Programme in the framework of the "Capitalisation Tailored Support" 2021 of which the MAC Programme was a beneficiary. The work carried out in the framework of this technical assistance, and in particular the comparative analysis of the experiences of other programmes, led to the conclusion that the most appropriate option for the MAC programme is specific calls for capitalisation projects, based on the projects co-financed in previous programming periods, and targeting new geographical areas or new beneficiaries. The MAC will allocate financial and human resources to the implementation of these actions under Priority 3 - MAC Governance, although it will cover the themes of Priority 1 - Smart MAC and Priority 2 - Green MAC in coherence with its cross-cutting approach.

1.2.4 The choice of strategy

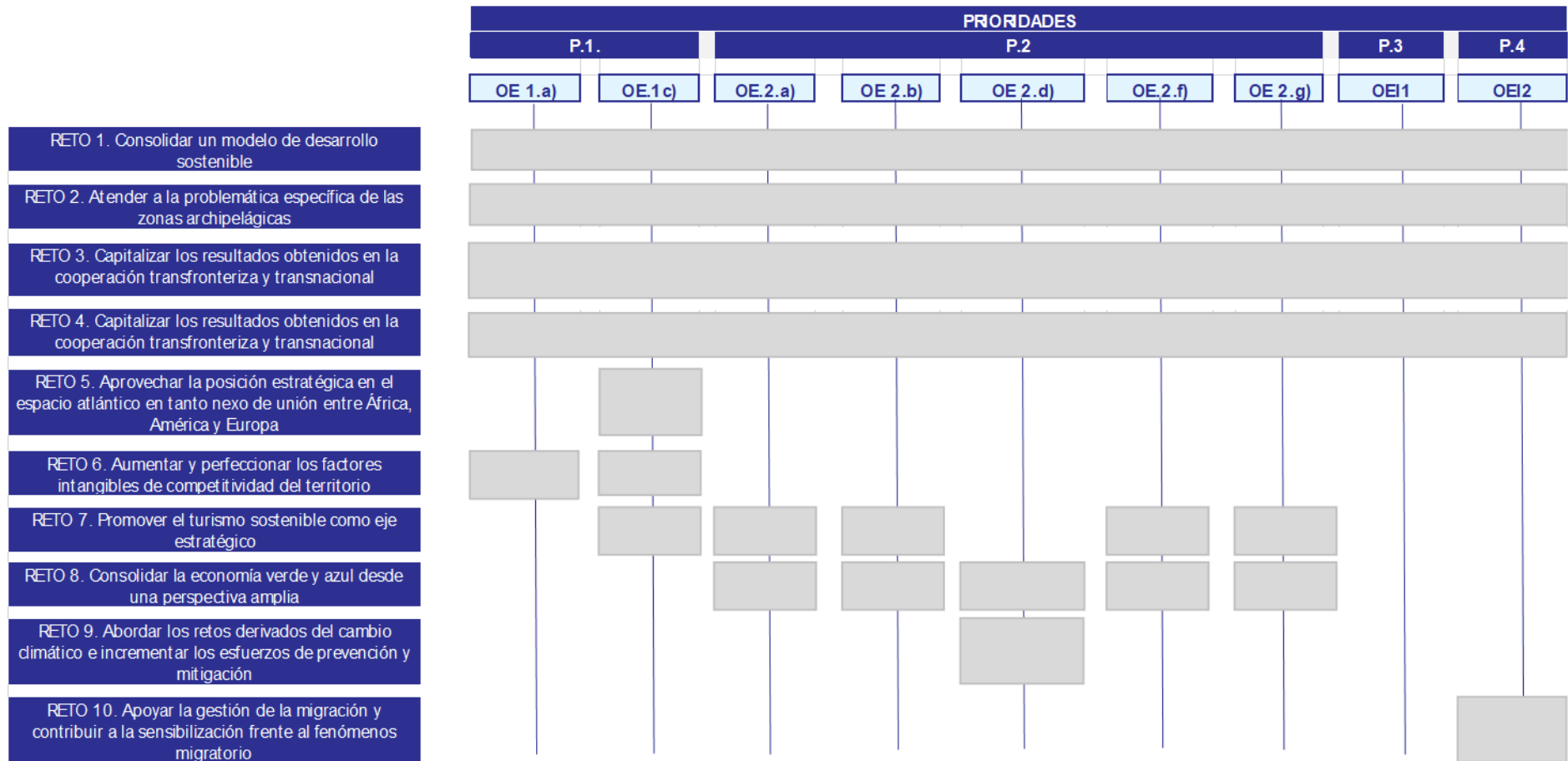
The selection of the strategy was conducted using a bottom-up methodology based on a diagnosis of the area geared to the challenges described, as well as the experience gained from previous Interreg MAC programmes registered in the evaluations carried out.

In parallel, a series of strategic documents were taken into account and served as the basis for the definition and orientation of the strategy for the Programme, in particular:

- ✓ the recommendations of the European Commission - Draft Orientation Paper: Outermost Regions (ORs) Interreg Madeira-Azores-Canaries 2021-2027, dated 09 October 2019.
- ✓ the successive communications of the European Commission on a Community Strategy to promote the ORs and the work in progress to adapt this strategy to the new scenario and the new priorities of the EU, with a view to dealing with the impact of COVID-19.
- ✓ the political and strategic documents framing the relations between the EU and African countries: the European Consensus for Development, the Joint Communication "Towards a global strategy with Africa", and the new association agreement between the Organisation of African, Caribbean and Pacific (ACP) States and the EU.
- ✓ the multi-annual indicative programmes of the third countries included in the MAC programme and the regional programme for Sub-Saharan Africa.

This procedure has enabled the design of a strategy with four priorities corresponding to **two policy objectives** [article 5 of (EU) Regulation 2021/1060], **two Interreg specific objectives** [article 14 of (EU) Regulation 2021/1059] and **nine specific objectives**.

SELECTION OF SPECIFIC OBJECTIVES: AN EFFECTIVE RESPONSE TO THE CHALLENGES IN THE COOPERATION AREA



INTERREG MAC PROGRAM STRUCTURE 2021-2027

POLICY OBJECTIVE / INTERREG OBJECTIVE SELECTED	SPECIFIC OBJECTIVE SELECTED	PRIORITY
<p>PO1 A more competitive and smarter Europe</p>	<p><i>SO 1.1. The development and improvement of research and innovation capacities and the implementation of advanced technologies</i></p>	<p>1 Smart MAC</p>
	<p><i>SO.1.3. The reinforcement of sustainable growth and competitiveness of SMEs and the creation of employment at these companies, also through investment in production</i></p>	
<p>PO2 A greener Europe</p>	<p><i>SO.2.1. The promotion of energy efficiency and the reduction of greenhouse gas emissions</i></p>	<p>2 Green MAC</p>
	<p><i>SO.2.2. The promotion of renewable energies in accordance with (EU) Directive 2018/2001</i></p>	
	<p><i>SO.2.4. The promotion of adaptation to climate change, disaster risk prevention and resilience, taking ecosystem-based approaches into account</i></p>	
	<p><i>SO.2.6. The promotion of the transition towards a circular and efficient economy in the use of resources</i></p>	
	<p><i>SO.2.7. The protection and conservation of nature, biodiversity and ecological infrastructure (hereinafter referred to as "green infrastructure"), including in urban areas, and the reduction of all forms of pollution</i></p>	

INTERREG MAC PROGRAM STRUCTURE 2021-2027

POLICY OBJECTIVE / INTERREG OBJECTIVE SELECTED	SPECIFIC OBJECTIVE SELECTED	PRIORITY
ISO.1 (Interreg) Improved governance in cooperation	<i>ISO.6.1 The improvement of institutional capacity, the promotion of interpersonal actions, support for better governance of cooperation</i>	3 MAC Governance
ISO.2 (Interreg) A safer and better protected Europe	<i>ISO.7.2. The management of mobility and migration</i>	4 MAC Mobility

1.2.5 Horizontal principles

During preparation, implementation, monitoring and evaluation, the MAC Programme shall promote and ensure respect for the **horizontal principles** set out in Article 9 of Regulation 2021/1060 (Common Provisions Regulation): respect for fundamental rights, equality between men and women, non-discrimination and accessibility. Projects eligible for funding under the programme must include actions that contribute positively to the achievement of these objectives. This will be taken into account in the evaluation of proposals, will be monitored during the implementation of the programme and will be reflected in the evaluation reports.

The values that inspire the MAC Programme and that are horizontally present in all areas of intervention - in particular social and territorial cohesion, equality, efficient management of resources, transparency, participation, sustainable territorial competitiveness and solidarity - are strongly aligned with the objective of promoting sustainable development and contributing to the **achievement of the SDGs**.

As a programme aimed at promoting the regional integration of the ORs in their immediate geographical environment by strengthening economic, technical, scientific and institutional cooperation with the countries of the West African coast, the MAC will enable the establishment of partnerships in favour of sustainable development, linking similar problems with common solutions. Eighty per cent of the Programme's resources are allocated to Priority 1 - Smart MAC, with a clear focus on sustainable economic growth by strengthening the economic fabric of the cooperation area, and to Priority 2 - Green MAC, concentrating on actions to combat climate change, adapt to its effects and protect nature. In an area marked by deep economic disparities and particularly sensitive to the consequences of climate change, it is expected that a high proportion of the projects to be developed will contribute to improving the living conditions of its population.

The inclusion of institutional capacity building (Priority 3 - Governance MAC) and support for mobility and migration (Priority 4 - Mobility MAC) are aligned with the objectives of poverty eradication and building strong institutions.

During the preparation of the programme, a screening was carried out to determine the need for a **Strategic Environmental Assessment**, in accordance with the provisions of Directive 2001/42/EC. The conclusion was the foreseeable absence of relevant environmental impacts of the lines of action proposed in the MAC Programme. The type of actions envisaged will have beneficial effects for the protection and conservation of nature in the areas covered by the programme. However, in order to ensure that the potential favourable effects are achieved and to eliminate the specific effects that may be generated by a specific project, elements of environmental integration must be incorporated into the process of selecting the operations associated with each call for proposals.

The typology of actions is compatible with **the principle of "no significant harm" (DNSH)**. No significant environmental impacts are expected due to the nature of the operations.

The Programme will promote the contribution of the selected projects to the **New European Bauhaus initiative**. Potential beneficiaries will be informed about the objectives of this initiative, with a view that the projects will help to build a better everyday life, through solutions based on circular economy, innovation and energy efficiency among others.

During the implementation of the programme, the Managing Authority (MA) shall promote the strategic use of **public procurement** to support policy objectives. Beneficiaries will be encouraged to use qualitative, cost-effective criteria. Where possible, social, environmental, accessibility and other qualitative criteria will be included.

1.2.6 Electronic data interchange (e-Cohesion)

Since the 2007-2013 period, the MAC programme has been implementing a management and control system through a computer application that allows the exchange of information between Authorities and beneficiaries through an electronic data system (currently SIMAC2020). The aim was to simplify and reduce the administrative burden in the implementation of the programme, both for the managing bodies and for the beneficiaries.

In the new MAC 2021-2027 programme and in accordance with Article 69 of the Common Provisions Regulation (CPR), the programme authorities will have a management and control system in place to ensure that they operate in accordance with the principle of sound financial management and with the key requirements of Community legislation, applying the "only once" principle.

The monitoring, management and control system for the programme will be called SIMAC and is currently being developed, being based on the system already used in the 2014-2020 period. The system was developed at the beginning of the 2007-2013 period and has proven to be an optimal monitoring system for the programme, being able to adapt quickly to all necessary unforeseen circumstances and requirements of changes in regional, national and European regulations.

It should also be noted that a direct and inverse connection has been developed with the electronic system of the programme Certifying Authority and Paying Entity (Agência de Desenvolvimento e Coesão de Portugal). This significantly facilitates interaction between all programme Authorities (MA/JC, CA and AA) in terms of payments to beneficiaries, certifications to the EC, annual accounts, AA controls and debt recovery. The flexibility, adaptability and agility demonstrated by the development of an own electronic monitoring system, adapted to the special characteristics of the programme, have led to the decision to maintain, adapt and improve it in the period 2021-2027.

During the period 2014-2020, a simplified cost system was also implemented, based on unit personnel costs (based on a study with historical databases reported favourably by the program Audit Authority) together with other simplified costs provided for in the EU Regulations. Simplified cost systems will also continue to be implemented in the declaration of expenditure by beneficiaries, applying some of those provided for in EU regulations and indexing the system of unit costs for staff already implemented in

2014-2020. The Monitoring Committee will approve the simplified cost systems to be applied in the MAC 2021-2027 programme prior to the launch of calls for proposals.

In accordance with Article 69(8) and (9) of the CPR, the Programme Authorities shall also ensure that all exchanges of information between the beneficiaries and the Programme Authorities are carried out by means of electronic data interchange systems, ensuring the requirements of Annex XIV of the CPR.

The Programme Authorities shall also ensure that all official exchanges of information with the Commission are carried out through an electronic data exchange system as set out in Annex XV of the CPR, using SFC2021.

1.2.7 Contribution of interventions to macro-regional and sea basin strategies (Atlantic Strategy).

The cooperation area eligible under the INTERREG VI-D MAC 2021-2027 Programme represents an important part of the territory covered by the Sea Basin Strategy for the Atlantic. This Strategy was adopted in 2011 to support the sustainable development of the blue economy in the EU Atlantic Member States. In 2013, the Commission presented the Atlantic Action Plan in order to implement the Strategy, and in 2020, a communication entitled "A New Approach to the Atlantic Maritime Strategy. Atlantic Action Plan 2.0" (COM (2020) 329 final).

The new Action Plan aims to strengthen EU policies related to the EU Atlantic region and increase synergies between them in order to support a sustainable, resilient and competitive blue economy in the EU Atlantic region. This includes in particular EU policies and programmes related to ports and connectivity, energy from renewable sources, education and skills, climate change mitigation and in particular the actions of the Skills Agenda, climate change adaptation, environment, and research and innovation.

The selection of Priorities of the MAC 2021-2027 programme clearly reinforces the new approach of the Atlantic Action Plan. Indeed, the European regions that are part of the Programme, together with the participating African Third Countries, have a strong track record of cooperation on common projects that drive the priorities of the Atlantic Action Plan, especially in terms of R&D&I in blue economy sectors, strengthening coastal environmental management and ports, ocean monitoring, climate change mitigation and management, and management and conservation of marine resources. This experience is an excellent starting point for addressing the transnational challenges facing the Atlantic macro-region in the period 2021-2027.

Thus, Priority 1 of the programme (Smart MAC) opens up opportunities for the actors of the regional innovation systems to cooperate in the sharing of scientific knowledge on the marine environment, as well as for the improvement of R&D&I capacities and the increase of competitiveness in the field of the blue economy applied to the productive fabric.

Priority 2 of the programme (Green MAC) contributes to sustainability through the promotion of marine renewable energies, the management and conservation of the marine environment and its resources and the fight against climate change. Thus, investments in renewable energies, management and

conservation of marine and coastal resources, marine monitoring, biodiversity, adaptation to climate change or the prevention of natural risks for the protection of coastal populations and ecosystems are foreseen.

Furthermore, this contribution is reinforced by the creation in the North-East Atlantic of the Macaronesia biogeographical sub-region, defined by the waters surrounding the Azores, Madeira and the Canary Islands (Article 2.a.iv) in the Marine Strategy Framework Directive (Directive 2008/56/EC). This standard establishes a common European Union (EU) approach and objectives for the prevention, protection and conservation of the marine environment from the pressures and impacts of harmful human activities, while allowing for its sustainable use through an ecosystem approach.

1.3 RATIONALE FOR THE POLICY OBJECTIVES SELECTED AND SPECIFIC INTERREG OBJECTIVES, THE RESPECTIVE PRIORITIES, SPECIFIC OBJECTIVES AND SUPPORT MODES, ADDRESSING, WHERE APPROPRIATE, MISSING LINKS IN CROSS-BORDER INFRASTRUCTURE

POLICY OBJECTIVE OR INTERREG SPECIFIC OBJECTIVE SELECTED	SPECIFIC OBJECTIVE SELECTED	PRIORITY	RATIONALE FOR THE CHOICE
PO1: SMART MAC	SO.1.1. <i>The development and improvement of research and innovation capacities and the implementation of advanced technologies</i> (26%)	1	<p><u>WEAKNESS</u>: Insufficient efforts to invest in R&D and the predominance of low-technological intensity activities.</p> <p><u>PREVIOUS EXPERIENCE</u>: The trajectory of previous programme periods illustrates the considerable interest in this area of action when taking the considerable excess of demand in recent years into account.</p> <p><u>TARGETED SOLUTION</u>: The reinforcement of innovative potential through applied research, geared to identifying and solving joint problems, particularly in areas of greatest interest to the Cooperation Area, such as tourism, marine resources and energy.</p> <p><u>TYPES OF AID</u>: Subsidy provided that the projects do not generate income.</p>
PO1: SMART MAC	SO.1.3. <i>The reinforcement of sustainable growth and competitiveness of SMEs and the creation of employment at</i>	1	<p><u>WEAKNESS</u>: An insufficiently industrialised economy with a marked dependence on tourism, featuring a business sector with an excessive proportion of small businesses and an inadequate onus on exports.</p> <p><u>PREVIOUS EXPERIENCE</u>: Support for SMEs in innovation and internationalisation processes enjoyed a significant response in the 2014-2020 period, which gave rise to the approval of a total of 28 projects, geared to providing advanced services in particular.</p>

POLICY OBJECTIVE OR INTERREG SPECIFIC OBJECTIVE SELECTED	SPECIFIC OBJECTIVE SELECTED	PRIORITY	RATIONALE FOR THE CHOICE
	<i>these companies, also through investment in production (16%)</i>		<p><u>TARGETED SOLUTION:</u> The promotion of business and institutional cooperation that fosters the competitiveness of the production sectors and the internationalisation of the companies involved as a necessary means of sustaining and generating employment in the region.</p> <p><u>TYPE OF AID:</u> Subsidy, with monitoring of cases that can generate income.</p>
PO2: GREEN MAC	<i>SO.2.1. The promotion of energy efficiency and the reduction of greenhouse gas emissions (5%)</i>		<p><u>WEAKNESS:</u> A general increase in the emission of greenhouse gases with a clear scope for improvement in energy efficiency.</p> <p><u>PREVIOUS EXPERIENCE:</u> Renewable energy was one of the preferred areas of R&D&I within the framework of the 2014-2020 programme, as a priority area of RIS3.</p> <p><u>TARGETED SOLUTION:</u> The promotion of measures for energy efficiency designed to help meet the European Union's climate-related goals, particularly in strategic sectors such as tourism.</p> <p><u>TYPES OF AID:</u> Subsidy provided that the projects do not generate income.</p>
PO2: GREEN MAC	<i>SO.2.2. The promotion of renewable energies in accordance with (EU) Directive 2018/2001 (5%)</i>	2	<p><u>WEAKNESS:</u> Most of the energy produced and consumed in the cooperation area comes from fossil resources, which increases dependence on external supplies and accentuates climate change through the emission of greenhouse gases.</p> <p><u>PREVIOUS EXPERIENCE:</u> Renewable energy was one of the preferred areas of R&D&I within the framework of the 2014-2020 programme, as a priority area of RIS3.</p> <p><u>TARGETED SOLUTION:</u> The use of natural resources and, in particular, marine resources, for the production of renewable energy</p> <p><u>TYPES OF AID:</u> Subsidy provided that the projects do not generate income.</p>
PO2: GREEN MAC	<i>SO.2.4. The promotion of adaptation to climate change, disaster risk prevention and resilience, taking</i>	2	<p><u>PREVIOUS EXPERIENCE:</u> The efforts made to optimise resources as a starting point for the joint planning of operations and the common response to emergency situations and climate change have proven to be very successful, illustrated by the start-up in 2014-2020 of 10 projects associated involving climate change-related risks and measures and 8 involving risks unrelated to climate.</p>

POLICY OBJECTIVE OR INTERREG SPECIFIC OBJECTIVE SELECTED	SPECIFIC OBJECTIVE SELECTED	PRIORITY	RATIONALE FOR THE CHOICE
	<p><i>ecosystem-based approaches into account</i> (11%)</p>		<p>TARGETED SOLUTION: The promotion of initiatives aimed at combating climate change, as well as the prevention and management of natural risks, improving response capacity, minimising negative effects and reinforcing resilience and contributing to the achievement of the objective proposed in the European Green Deal.</p> <p>TYPES OF AID: Subsidy provided that the projects do not generate income.</p>
<p>PO2: GREEN MAC</p>	<p><i>SO.2.6. The promotion of the transition towards a circular and efficient economy in the use of resources</i> (11%)</p>	<p>2</p>	<p>WEAKNESS: The considerable linearity of the economy, with a very low proportion of secondary materials and resources re-entering the market.</p> <p>PREVIOUS EXPERIENCE: Several successful initiatives have been approved within the framework of the MAC programme, such as AD4MAC or ISLANDAP and ISLANDAP ADVANCED, designed to improve the circularity of the economy, thereby promoting the growth of GDP and creating jobs.</p> <p>TARGETED SOLUTION: ORIENTED SOLUTION: The promotion of the circularity of the economy by helping to strengthen the competitiveness of the cooperation area, protecting the environment and raising consumer awareness.</p> <p>TYPES OF AID: Subsidy provided that the projects do not generate income.</p>
<p>PO2: GREEN MAC</p>	<p><i>SO.2.7. The protection and conservation of nature, biodiversity and ecological infrastructure (hereinafter referred to as "green infrastructure"), including urban areas, and the reduction of all</i></p>	<p>2</p>	<p>WEAKNESS: The rich natural heritage of the MAC region is one of its main strengths as a source of economic development, particularly in areas dependent on tourism. This heritage is extremely fragile and needs to be managed and enjoyed with sustainability criteria.</p> <p>PREVIOUS EXPERIENCE: The conservation and protection of the environment and the promotion of efficiency in the use of resources has been ever-present in the POMAC programme. It was part of Priority Axis 4 (with 24.7% of ERDF aid) in the 2014-2020 period.</p> <p>TARGETED SOLUTION: To deal with the challenge of the management of natural heritage as a key to sustainable economic development, particularly through the opportunities this provides to tourism, addressing the economic and environmental challenges inherent to the development of comprehensive management models.</p>

POLICY OBJECTIVE OR INTERREG SPECIFIC OBJECTIVE SELECTED	SPECIFIC OBJECTIVE SELECTED	PRIORITY	RATIONALE FOR THE CHOICE
	<i>forms of pollution (11%)</i>		<u>TYPES OF AID:</u> Subsidy provided that the projects do not generate income.
6. Interreg	ISO.6.1. The improvement of institutional capacity, the promotion of people-to-people actions, support for better cooperation governance (9%)	3	<p><u>WEAKNESS:</u> The challenge of the effective and efficient governance of cooperation takes on a particularly relevant dimension with new third countries joining the programme. The need to ensure coordination between the MAC programme and the programming of the Neighbourhood, Development and International Cooperation Instrument (NDICI).</p> <p><u>PREVIOUS EXPERIENCE:</u> The participation of third countries was consolidated within the POMAC 14-20 framework, reaching 84.6% (104 projects compared to 30 in the 2007-2013 period).</p> <p><u>TARGETED SOLUTION:</u> The promotion of institutional cooperation designed to facilitate management capacity and the full integration of third countries as a fundamental part of the programme, taking advantage of the experience gained in the 2014-2020 period.</p> <p><u>TYPES OF AID:</u> Grant, provided that projects do not generate income.</p>
7. Interreg	ISO.7.2. Mobility and migration management (5%)	4	<p><u>WEAKNESS:</u> The mobility of people within the cooperation area is a necessity and a priority to promote exchanges and to consolidate ties and mutual trust. However, this organised mobility coexists with the growing mobility of people entering the EU from the African continent illegally, the Canary Islands being one of the entry points. This creates difficulties for all the countries of origin, transit and destination.</p> <p><u>PREVIOUS EXPERIENCE:</u> The possibility of addressing specific external cooperation issues such as security, the management of border crossings and migration is a new feature of the Interreg Specific Objectives for the 2021-2027 period.</p> <p><u>TARGETED SOLUTION:</u> as a complement to the activities carried out within the framework of other European instruments, the MAC programme will support the entities in charge of the management of migration by facilitating reception at the border, and will help in raising awareness of the migration phenomenon.</p> <p><u>TYPES OF AID:</u> Subsidy provided that the projects do not generate income.</p>

2. PRIORITIES

2.1 PRIORITY 1: SMART MAC – IMPROVING THE COMPETITIVENESS OF COMPANIES THROUGH AN INNOVATIVE AND SMART ECONOMIC TRANSFORMATION.

2.1.1 **SPECIFIC OBJECTIVE 1.1) Develop and improve research and innovation capacities and the implementation of advanced technologies.**

Applied research which responds to real market needs, will be prioritized. Business opportunities in the cooperation space will arise through developing innovative solutions that are adapted to the challenges that exist in the territories involved, and then transferred to the market.

a) Related types of action and their expected contribution to these specific objectives and to macro-regional and sea-basin strategies, as appropriate

The Macaronesia region and the Third Countries suffer from a significant deficit in terms of research and innovation, especially evident in African countries.

The cooperation area is located far from the so-called regional innovation leaders, with the outermost European regions and the Third Countries considered to be moderate innovators. According to the pillars of competitiveness established by the World Economic Forum, these territories are, in general terms and setting aside differences between them, at a basic level of competitiveness centred on factor-driven economies. As yet, few steps have been taken towards an efficiency-driven model, which is a very necessary condition to achieving an innovation-driven model. In this sense, it becomes especially important to focus on policies that are based on the efficiency-innovation binomial.

It follows from this that there exists not only a shared weakness in relation to research (particularly applied research), and innovation, but also a lack of stable mechanisms that support the transfer of knowledge to the private sector. In fact, the low level of cooperation between research centres and universities and the business world constitute one of the most serious problems faced by innovation systems in the territory. The limited participation of companies in research initiatives and groups means that business is distanced from the effective needs of the market. This leads to suboptimal use of R&D&i capacities by companies, which thus in turn see their potential for innovation reduced.

In this context, cooperation efforts must go in two main directions:

In the first place, it is essential to consolidate a common technological “ecosystem” that facilitates interaction between university and research centres and industry. This is the only way forward when it comes to improving the performance of R&D for regional economic networks and, therefore, increasing the performance of innovation systems.

Secondly, it is vital to increase the broad promotion of the appraisal and transfer of research outcomes, so that, through joint work, outcomes reach the market and provide solutions to the needs of the business system in the Cooperation Space. In fact, improving the transfer of scientific and technological knowledge to the business sector, as a result of joint work, will promote greater efficiency in regional innovation systems and value creation, thus promoting the interface between knowledge and the innovation that the market needs.

Public-private cooperation makes it possible, in this framework, to overcome difficulties faced by the productive system, particularly for smaller companies, by bringing together the research capabilities of the territory and the effective needs of the productive system, in this way reaching critical mass and minimizing the dispersion of efforts in the cooperation area. This will make it possible to consolidate an innovative culture that guarantees the competitiveness of companies in international markets.

As such, there is an imperative need to support R&D&i aimed at responding to the demands of companies and the broader community as a whole, as well as the transfer of knowledge in order to support the development of technological solutions for applying research outcomes.

To this end, the following types of actions are proposed, among others:

- ✦ *Initiatives that support collaborative projects between research centres and companies that create spaces for exchange between research, innovation and business and trial laboratory to market transfers. These initiatives must be based on the regional competitive advantages, the priorities defined in the smart specialisation strategies in the MAC Area and the characteristics of the existing scientific-technological infrastructures. The actions should promote private R&D and may improve the competitiveness of public structures for the attraction of international R&D projects, always complementary to the financing of infrastructures. Examples of this type of initiative could be*
 - *Support for actions promoting the use of public research infrastructures by companies (for experimental trials, prototype installation and monitoring, etc.).*
 - *Support for public actions promoting the use of land or spaces to adapt and equip them with the necessary infrastructures and equipment so that companies and research centres can set up and develop innovative or specialised R&D activities in certain areas depending on the conditions of these spaces, and maximise collaboration between them.*
 - *Support for the conclusion of innovative technology contracts between companies and research centres leading to knowledge and technology transfer agreements.*
 - *In general, support for public-private collaboration in R&D and innovation.*
- ✦ *Technology transfers between universities/research centres and companies in strategic areas - agri-food, bio-economy, blue growth, aerospace, tourism and creative industries, among others - with a focus on increasing competitiveness, productivity and job creation. In addition to the previous point:*
 - *support for the generation of technology-based companies from research institutions on the basis of the knowledge generated in these institutions;*

- reinforcement of the activity of the OTRIs (research results transfer offices) or similar;
- promotion of entrepreneurship among researchers;
- strengthening collaboration with private companies (e.g. through the creation of ad-hoc chairs), the establishment of agreements to make the most of research results, the creation of consortia to carry out R&D projects, the development of innovative business models, the identification of research results that can be transferred to the market, the valorisation of technologies to be transferred to the market and the development of innovative services that meet business needs.

✦ *Actions that promote transition based on knowledge as a circular socioeconomic model.*

Actions must prioritize key sectors, including, in addition to those specifically detailed in the smart specialisation strategies in the MAC area, sustainable tourism, the aerospace sector, the green economy and the blue economy.

Capitalizing on the results obtained in the projects developed within the framework of MAC 2007-2013 and 2014-2020 Programs constitute a priority and transversal objective of MAC 2021-2027 and will be especially valued in the projects that fall within this specific objective.

Projects under this objective are expected to contribute to the Atlantic 2.0 Action Plan for a sustainable, resilient and competitive blue economy. Specifically, they are expected to contribute to the second pillar of the Action Plan: improving the blue professional skills of the future and the knowledge of the oceans.

b) Indicators

TABLE 2.- PERFORMANCE INDICATORS

Priority	Specific Objective	ID	Indicator	Unit of measurement	Stage (2024)	End goal (2029)
1	1.1	RCO 07	Companies cooperating with research organizations	Research bodies	0	56
1	1.1	RCO 10	Research organizations participating in joint research projects	Companies	0	304

TABLE 3.- RESULT INDICATORS

Priority	Specific Objective	ID	Indicator	Unit of measurement	Base value	Reference year	End goal (2029)	Data source
1	1.1.	RCR 03	SMEs innovating in products or processes	Companies	0	2021	151	Project implementation reports
1	1.1.	RCR 08	Publications carried out by supported projects	Publications	0	2021	402	Project implementation reports

c) *Main target groups*

- ✦ Public administrations and public and private entities linked to them.
- ✦ Universities, research centres, technological institutes and foundations.
- ✦ Companies. As an exception to the general rule of the program, in this specific objective the participation of companies and profit-making entities as beneficiary partners of the co-financed projects will be allowed. Their participation should add value to the project and support the transfer of results achieved to the market. With a view to guaranteeing compliance with State aids rules under European law, companies will participate in accordance with the provisions of articles 20 and 20 bis of the General Block Exemption Regulation⁴.
- ✦ Chambers of Commerce, business and professional associations and other socioeconomic agencies.
- ✦ Other public or private non-profit entities based in the regions of Azores, Madeira, the Canary Islands and Third Countries.

The target groups include both the beneficiaries themselves, as well as the productive sectors and society as a whole that may benefit from the development of projects.

⁴ Commission Regulation (EU) 2021/1237 of 23 July 2021 amending Regulation (EU) No 651/2014 declaring certain categories of aid compatible with the internal market in application of Articles 107 and 108 of the Treaty. OJEU no. 270 L, of 29 July 2021.

d) Indication of the specific targeted territories, including the intended use of the integrated territorial investments, local participatory development or other territorial tools

The co-financed activities cover the entire cooperation space.

e) Planned use of financial instruments

Not applicable.

f) Indicative breakdown of program resources provided by the EU by intervention type (ERDF without TA)

TABLE 4.- DIMENSION 1. INTERVENTION SCOPE

Priority	Fund	Specific Objective	Code	Amount (EUR)
1	ERDF	a.i)	012 Research and innovation activities in public research centres, higher education sector and centres of expertise, including creating networks (industrial research, experimental development, feasibility studies)	20.443.030,00
1	ERDF	a.i)	028 Technology transfer and cooperation between companies, research centres and the higher education sector	20.443.030,00

TABLE 5.- DIMENSION 2. FORM OF FINANCING

Priority no.	Fund	Specific Objective	Code	Amount (EUR)
1	ERDF	a.i)	01 Subsidy	40.886.060,00

TABLE 6.- DIMENSION 3. TERRITORIAL INTERVENTION MECHANISM AND TERRITORY-BASED APPROACH

Priority no.	Fund	Specific Objective	Code	Amount (EUR)
1	ERDF	a.i)	33 No territory-based approach	40.886.060,00

2.1.2 SPECIFIC OBJECTIVE 1.3: Reinforce sustainable growth, competitiveness and employment creation in SMEs, also through investments that generate income.

The productive system in the cooperation area presents a series of characteristics that have significantly conditioned the evolution of its competitiveness and internationalization. It is necessary to adopt measures to promote entrepreneurship in strategic sectors and activities, and contribute to overcoming difficulties faced by SMEs.

a) Related actions and their expected contribution to these specific objectives and to macro-regional and sea-basin strategies, as appropriate

The productive system in the cooperation area presents a series of characteristics that have significantly conditioned the evolution of its competitiveness and internationalization. It is necessary to adopt measures to promote entrepreneurship in strategic sectors and activities, and contribute to overcoming difficulties faced by SMEs.

The business sector is clearly predominated by micro-enterprises, with entrepreneurship levels below the European Union average (taking the creation of new companies as a reference) and a low volume of merchandise exports.



Furthermore, the productive system is characterized by limited diversification and high specialization in the tourism sector and a series of traditional economic activities which are intensive in natural resources and based on the production of primary products, and less concentrated on links of the value chain that require a higher degree of transformation, in which a higher added value is obtained.

These weaknesses, along with their location potential as a link between Africa, America and Europe, make it necessary to adopt measures to promote entrepreneurship (prioritizing strategic sectors or activities) and contribute to overcoming difficulties faced by SMEs, thereby encouraging the participation of regions companies in international markets through the use of joint capacities and opportunities of territorial cooperation.

Consolidating a culture of innovation in companies in the cooperation area will contribute to reducing the gap that exists in relation to competitiveness with leading companies in new technologies and will help to identify market niches that favour the diversification of economic activity and job creation.

Projects under this objective are expected to contribute to the Atlantic 2.0 Action Plan for a sustainable, resilient and competitive blue economy. Specifically, projects under this objective will be able to contribute to Pillar I of this Plan (Ports as gateways and hubs for the blue economy) and Pillar II (Blue skills of the future and knowledge about the oceans).

The type of actions will include, among others, the following:

-  *Actions to increase awareness, consulting, tutelage and support for innovation in the productive system.*
-  *Developing innovative applications that use advanced digital technologies, such as Big Data and artificial intelligence, applied to measurement, management and decision making.*

- ✦ *Initiatives that increase the capacity of SMEs and micro-enterprises, including in traditional sectors, to innovate and assimilate key transversal and enabling technologies.*
- ✦ *Activities to generate and transfer know-how for managing technology-based companies, pilot experiences, create spin-off companies, etc.*
- ✦ *Actions aimed at intensifying the participation of small businesses in innovation projects, through tools and models adapted to their needs and capabilities.*
- ✦ *Support services for innovation and internationalization.*
- ✦ *The creation of public-private platforms to support SMEs.*
- ✦ *The creation of joint marketing platforms to optimize processes and reduce costs.*

b) Indicators

TABLE 2.- PERFORMANCE INDICATORS

Priority	Specific Objective	ID	Indicator	Unit of measurement	Stage (2024)	End goal (2029)
1	1.3	RCO 84	Pilot actions jointly developed and implemented in projects	Pilot actions	0	54
1	1.3	RCO 116	Companies with non-financial support	Solutions	0	40

TABLE 3.- RESULT INDICATORS

Priority	Specific Objective	ID	Indicator	Unit of measurement	Baseline	Reference year	End goal (2029)	Data source	Observations
1	1.3	RCR 104	Solutions adopted or extended by organizations	Solutions	0	2021	30	Projects Reports	Project reports
1	1.3	RCR 01	Jobs created in supported entities	Job positions	0	2021	15	Projects Reports	Project reports
				Women			8		
				Men			7		

c) Main target groups

Beneficiaries of the actions co-financed under this specific objective will mainly be:

- ✦ Public administrations and linked public and private entities.
- ✦ Universities, research centres, technological institutes and foundations.
- ✦ Chambers of Commerce, business and professional associations and other socioeconomic agencies.
- ✦ Other public or private non-profit entities based in the regions of Azores, Madeira, the Canary Islands and Third Countries.

SMEs will benefit as the ultimate recipients of support lines or support services, provided they meet the conditions for State aid, but they cannot be beneficiaries/partners of co-financed projects.

The target groups include both the beneficiaries themselves, as well as the productive sectors and society as a whole that may benefit from the development of projects.

d) Specific territories targeted, including the planned use of integrated territorial investments, local participatory development or other territorial tools

Co-financed actions can be carried out across the entire cooperation area covered by the Program.

e) Planned use of financial instruments

Not applicable.

f) Indicative breakdown of program resources provided by the EU by intervention type (ERDF without TA)

TABLE 4.- DIMENSION 1. INTERVENTION SCOPE

Priority no.	Fund	Specific Objective	Code	Amount (EUR)
1	ERDF	1.3	021 Business development and internationalization of SMEs, including productive investments	12.265.818,00
1	ERDF	1.3	024 Advanced support services for SMEs and SME groups (including management, marketing and design services)	12.265.818,00

TABLE 5.- DIMENSION 2. FORM OF FINANCING

Priority no.	Fund	Specific Objective	Code	Amount (EUR)
1	ERDF	1.3	01 Subsidy	24.531.636,00

TABLE 6.- DIMENSION 3. TERRITORIAL INTERVENTION MECHANISM AND TERRITORY-BASED APPROACH

Priority no.	Fund	Specific Objective	Code	Amount (EUR)
1	ERDF	1.3	33 No territory-based approach	24.531.636,00

2.2 PRIORITY 2: GREEN MAC- ECOLOGICAL TRANSITION, SUPPORT FOR THE DEVELOPMENT OF A GREEN AND BLUE ECONOMY, FIGHT AGAINST CLIMATE CHANGE, PREVENTION AND MANAGEMENT OF RISKS AND CATASTROPHES.

2.2.1 SPECIFIC OBJECTIVE 2.1. Promotion of energy efficiency and reducing greenhouse gas emissions

a) Related actions and their expected contribution to these specific objectives and to macro-regional and sea-basin strategies, as appropriate

Energy consumption in the cooperation area is conditioned by the level of activity, so that despite being notably higher in per capita terms in European regions, when relative to GDP, the data is more homogeneous. Although energy consumption in the cooperation area is lower than the global average, there is considerable room for improvement when it comes to energy efficiency.

The price of energy is a key factor in the economic structure of companies. This specific objective is aimed mainly at improving energy efficiency in the productive system, especially for SMEs. Special attention will be paid to the tourism sector, in line with the commitment to more sustainable and ecological tourism.

Furthermore, MAC will promote the adoption of good practices in energy management in the public sector, with a view to achieving more energy-efficient and exemplary administration and public service agencies. Measures and actions to improve energy efficiency in public infrastructures will be promoted.

Projects under this objective do not in principle contribute specifically to the pillars of the Atlantic Action Plan, although there may be energy efficiency actions related to marine energies that would contribute to the third pillar of the Atlantic Action Plan.

The type of actions will include, among others, the following:

- ✦ *The application of products, processes and/or new technologies resulting from research and innovation in energy efficiency that lead to greater efficiency in energy consumption in any sector, but especially the tourism sector.*
- ✦ *Actions to encourage companies to adopt good practices in energy management.*
- ✦ *Actions to improve public infrastructure energy efficiency.*

b) Indicators

TABLE 2.- PERFORMANCE INDICATORS

Priority	Specific Objective	ID	Indicator	Unit of measurement	Stage (2024)	End goal (2029)
2	2.1	RCO 83	Jointly organized strategies and action plans	Strategies and plans	0	8
2	2.1	RCO 84	Pilot activities jointly developed and implemented in projects	Pilot activities	0	8
2	2.1	RCO 87	Cross-border cooperating organisations	Organisations	0	27

TABLE 3.- RESULT INDICATORS

Priority	Specific Objective	ID	Indicator	Unit of measurement	Base value	Reference year	End goal (2029)	Data source
2	2.1	RCR 79	Joint strategies and action plans adopted by organizations	Strategies and plans	0	2021	8	Project reports
3	2.1	RCR 84	Organisations cooperating after project completion	Organizations	0	2021	14	Project reports

c) Main target groups

Public Administrations and linked public and private entities will be the main beneficiaries, although there may be others such as Universities, research centres, technological institutes and foundations, Chambers of Commerce, business and professional associations and other socioeconomic agencies and public or private non-profit entities based in Azores, Madeira, the Canary Islands and Third Countries.

The target groups include both the beneficiaries themselves, as well as the productive sectors and society as a whole that may benefit from the development of projects.

SMEs will benefit as the ultimate recipients of support lines or support services, provided they meet the conditions for State aid, but they cannot be beneficiaries/partners of co-financed projects.

d) Specific territories targeted, including the planned use of integrated territorial investments, local participatory development or other territorial tools

Co-financed actions can be carried out in the entire territory of the Program area.

e) Planned use of financial instruments

Not applicable.

f) Indicative breakdown of program resources provided by the EU by intervention type (ERDF without TA)

TABLE 4.- DIMENSION 1. INTERVENTION SCOPE

Priority no.	Fund	Specific Objective	Code	Amount (EUR)
2	ERDF	2.1	038 Energy efficiency and demonstration projects in SMEs and support measures	4.202.242,50
2	ERDF	2.1	045 Energy efficiency renovation or energy efficiency measures relating to public infrastructure, demonstration projects and support measures that meet the energy efficiency criteria	4.202.242,50

TABLE 5.- DIMENSION 2. FORM OF FINANCING

Priority no.	Fund	Specific Objective	Code	Amount (EUR)
2	ERDF	2.1	01 Subsidy	8.404.485,00

TABLE 6.- DIMENSION 3. TERRITORIAL INTERVENTION MECHANISM AND TERRITORY-BASED APPROACH

Priority no.	Fund	Specific Objective	Code	Amount (EUR)
3	ERDF	2.1	33 No territory-based approach	8.404.485,00

2.2.2 SPECIFIC OBJECTIVE 2.2 Promotion of renewable energies in accordance with Directive (EU) 2018/2001, with a focus on the sustainability criteria detailed there.

a) Related actions and their expected contribution to these specific objectives and to macro-regional and sea-basin strategies, as appropriate

The latest available data shows that efforts made to promote energy production and consumption from renewable sources are insufficient.

Despite the excellent natural resources, territories in the cooperation area continue to depend on fossil fuels for both producing electrical energy and for transport, with renewable energy (mainly wind and photovoltaic solar) only a symbolic presence at present. This also creates excessive vulnerability to energy crises.

In order to progress in the transition towards a sustainable energy model, which will contribute to a move towards a low-carbon economy that is compatible with environmental preservation, MAC will support actions that support greater penetration of renewable energies, especially wind and solar energy in its different forms, but also promoting the implementation of alternative energies such as biomass or geothermal energy.

This, together with measures to promote energy saving and efficiency, will help to reduce greenhouse gas emissions and therefore mitigate climate change.

Additionally, as these energies are markedly decentralized in nature, they can also contribute to a new energy model paradigm based on distributed generation. This may be of particular interest to third countries in the cooperation space, and there are already some relevant experiences in previous MACs related to the development of renewable plants linked to local consumption.

In addition, the vast maritime area covered by the cooperation space opens up excellent opportunities to promote the development of marine renewable energy, especially offshore wind power, taking advantage of new techniques and the possibility of floating platforms.

Finally, within the framework of this specific objective, attention will be paid to promoting sustainable mobility with a view to reducing energy consumption and dependence on oil in the transport sector, with the aim of replacing oil with alternative energies, which will also contribute to improving air quality and reducing greenhouse gas emissions.

Projects under this objective are expected to contribute to the Atlantic 2.0 Action Plan for a sustainable, resilient and competitive blue economy. Specifically, they are expected to contribute to the third pillar of the Action Plan: marine renewable energies.

There are important synergies between this specific objective and Priority 1 – Smart MAC, to the extent that energy saving and efficiency measures and promoting the incorporation of renewable energies in companies, particularly in SMEs, will directly improve competitiveness.

Actions that may contribute to this specific objective consist mainly of feasibility studies, impact analysis, exchange of good practices and pilot actions. By way of a non-exhaustive list, the following are highlighted:

- ✦ *Actions that promote the development, transfer and testing of technological solutions in the field of renewable energies.*
- ✦ *Actions that analyse the best alternatives for reducing the environmental impact of energy production and storage facilities, as well as their viability in the cooperation territories.*
- ✦ *Pilot actions related to decentralized energy production and self-consumption.*
- ✦ *Actions to promote the development of renewable marine energies, especially offshore wind power.*
- ✦ *Actions to promote waste recovery for energy generation.*
- ✦ *Actions to promote the sustainable mobility of people and goods.*
- ✦ *Actions to promote the incorporation of renewable energies in companies, particularly in SMEs.*
- ✦ *Actions to support the creation and development of energy communities, mainly technical assistance for project development and access to financing.*

b) Indicators

TABLE 2.- PERFORMANCE INDICATORS

Priority	Specific Objective	ID	Indicator	Unit of measurement	Stage (2024)	End goal (2029)
2	2.2	RCO 84	Pilot activities jointly developed and implemented in projects	Pilot activities	0	8
2	2.2	RCO 87	Cross-border cooperating organisations	Organizations	0	27
2	2.2	RCO 116	Jointly developed solutions	Solutions	0	5

TABLE 3.- RESULT INDICATORS

Priority	Specific Objective	ID	Indicator	Unit of measurement	Baseline	Reference year	End goal (2029)	Data source
2	2.2	RCR 84	Organizations cooperating after project completion	Organizations	0	2021	14	Project reports
2	2.2	RCR 104	Solutions adopted or extended by organizations	Solutions	0	2021	4	Project reports

c) Main target groups

Public Administrations and linked public and private entities will be the main beneficiaries, although there may be others such as Universities, research centres, technological institutes and foundations, Chambers of Commerce, business and professional associations and other socioeconomic and public or private non-profit entities based in Azores, Madeira, the Canary Islands and Third Countries.

The target groups include both the beneficiaries themselves, as well as the productive sectors and society as a whole that may benefit from the development of projects.

SMEs will benefit as the ultimate recipients of support lines or support services, provided they meet the conditions for State aid, but they cannot be beneficiaries/partners of co-financed projects.

d) Specific territories targeted, including the planned use of integrated territorial investments, local participatory development or other territorial tools

Co-financed actions can be carried out in the entire territory of the Program area.

e) Planned use of financial instruments

Not applicable.

f) Indicative breakdown of program resources provided by the EU by intervention type (ERDF without TA)

TABLE 4.- DIMENSION 1. INTERVENTION SCOPE

Priority no.	Fund	Specific Objective	Code	Amount (EUR)
2	ERDF	2.2	051 Renewable energy: marine	5.042.691,00
2	ERDF	2.2	052 Other renewable energies (including geothermal)	3.361.794,00

TABLE 5.- DIMENSION 2. FORM OF FINANCING

Priority no.	Fund	Specific Objective	Code	Amount (EUR)
2	ERDF	2.2	01 Subsidy	8.404.485,00

TABLE 6.- DIMENSION 3. TERRITORIAL INTERVENTION MECHANISM AND TERRITORY-BASED APPROACH

Priority no.	Fund	Specific Objective	Code	Amount (EUR)
2	ERDF	2.2	33 No territory-based approach	8.404.485,00

2.2.3 SPECIFIC OBJECTIVE 2.4 Fostering climate change adaptation, disaster risk and resilience, taking into account ecosystem-based approaches.

a) Related actions and their expected contribution to these specific objectives and to macro-regional and sea-basin strategies, as appropriate

Climate change is possibly the most important shared problem faced by the territories in the cooperation space and is one where joint action is essential.

The impact of climate change is felt on human health, productive sectors, natural resources, and land and marine biodiversity, while the frequency and intensity of adverse meteorological phenomena increases. Heat and cold waves, droughts, extreme rainfall, floods and weather events such as hurricanes and tropical storms, increase every year around the world, affecting the lives of millions of people and their essential access to the most basic food and water resources.

Famine and poverty, desertification, the devastation of territories and rising sea levels due to climate change all have negative consequences for communities in the cooperation space, who are especially exposed and vulnerable to these impacts. Global warming causes socio-political instability, generating the forced displacement of millions of people.

This specific objective focuses on actions aimed at building and generating resilience and adaptation to climate change.

Additionally, the territory faces other risks and natural catastrophes not directly linked to climate change, such as seismic and volcanological risks, forest fires and marine and coastal pollution.

The natural disasters that have occurred in recent years have caused human loss in addition to considerable damage to the territory and economy and highlight the importance of continuing to cooperate to jointly prevent and manage emergencies. The recent volcanic eruption on the island of La Palma has highlighted how exposed the Macaronesia archipelagos are to this type of catastrophe, in particular Azores, the Canary Islands and Cape Verde. The consequences of natural disasters have serious consequences and demonstrate the importance of continuing to invest in cooperation, in particular the exchange of experiences and the generation of economies of scale, which contribute to reducing the vulnerability of these territories.

Projects under this objective are expected to contribute to the Atlantic 2.0 Action Plan for a sustainable, resilient and competitive blue economy. Specifically, they are expected to contribute to the two Objectives of the third pillar of this Plan (Healthy Ocean and Resilient Coasts): Strengthening coastal resilience and combating marine pollution.

The type of actions will include, among others, the following:

- ✦ Creating platforms to enable information and knowledge exchange in relation to adaptation, resilience and governance for prevention, early detection, surveillance and risk management.*
- ✦ Designing and applying research, strategies and plans for climate change prevention, mitigation, adaptation and management.*

- ✦ *Joint initiatives of an experimental nature in sectors relevant to local economies that are especially vulnerable to climate change (agriculture, tourism, forestry, etc.) with the goal of strengthening resilience.*
- ✦ *Actions that promote the mitigation of the negative environmental and socioeconomic effects of drought and desertification, through adequate hydrological planning and efficient use of water resources.*
- ✦ *Training, awareness and community communication campaigns that promote the participation of social agents as key players in the ecological transition.*
- ✦ *Education, training and awareness actions aimed at the broad community highlighting the consequences of the ecological crisis and the need to move towards a new lifestyle, as well as towards responsible forms of production and consumption.*
- ✦ *Actions aimed at the most disadvantaged territories and groups which focus on a more inclusive ecological transition, bearing in mind at all times the principle of climate justice and energy poverty.*
- ✦ *Actions to support the creation of sustainable communities and cities, resulting in improved resilience in the face of natural disasters.*
- ✦ *Creating and reinforcing joint systems and tools for sharing information, warning and coordination based on ICTs, aimed at improving prevention capacity and rapid response in the event of an emergency.*
- ✦ *Joint actions for the recovery and regeneration of territories affected by natural disasters.*

b) Indicators

TABLE 2.- PERFORMANCE INDICATORS

Priority	Specific Objective	ID	Indicator	Unit of measurement	Stage (2024)	End goal (2029)
2	2.4	RCO 83	Jointly developed strategies and action plans	Strategies	0	15
2	2.4	RCO 84	Pilot activities jointly developed and implemented in projects	Pilot activities	0	15
2	2.4	RCO 87	Cross-border cooperating organizations	Organizations	0	54

TABLE 3.- RESULT INDICATORS

Priority	Specific Objective	ID	Indicator	Unit of measurement	Baseline	Reference year	End goal (2029)	Data source
2	2.4	RCR 79	Joint strategies and action plans adopted by organizations	Strategies	0	2021	15	Project reports
2	2.4	RCR 84	Organizations cooperating after project completion	Organizations	0	2021	27	Project reports

c) Main target groups

Public Administrations and linked public and private entities will be the main beneficiaries, although there may be others such as Universities, research centres, technological institutes and foundations, Chambers of Commerce, business and professional associations and other socioeconomic agencies and public or private non-profit entities based in Azores, Madeira, the Canary Islands and Third Countries.

The target groups include both the beneficiaries themselves, as well as the productive sectors and society as a whole that may benefit from the development of projects.

d) Specific territories targeted, including the planned use of integrated territorial investments, local participatory development or other territorial tools

Co-financed actions can be carried out across the entire Program area.

Islands are incredibly vulnerable to climate change and can be particularly affected by changes resulting from rising temperatures, variations in rainfall and rising sea levels. Special attention will be paid to initiatives aimed at addressing the specific problems of the archipelagos in the cooperation space.

e) Planned use of financial instruments

Not applicable.

f) Indicative breakdown of program resources provided by the EU by intervention type

TABLE 4: DIMENSION 1: INTERVENTION SCOPE

Priority no.	Fund	Specific Objective	Code	Amount
--------------	------	--------------------	------	--------

				(EUR)
2	ERDF	2.4	060 Climate change adaptation measures and climate-related risk prevention and management: others, such as storms and droughts (including awareness campaigns, civil protection and disaster management systems, infrastructures and ecosystem approaches)	11.766.279,00
2	ERDF	2.4	061 Preventing and managing natural risks not related to the climate (for example, earthquakes) and risks related to human activities (for example, technological accidents), including awareness campaigns, civil protection and disaster management systems, infrastructure and ecosystem approaches	5.042.691,00

TABLE 5: DIMENSION 2: FORM OF FINANCING

Priority no.	Fund	Specific Objective	Code	Amount (EUR)
2	ERDF	2.4	01 Subsidy	16.808.970,00

TABLE 6: DIMENSION 3: TERRITORIAL INTERVENTION MECHANISM AND TERRITORY-BASED APPROACH

Priority no.	Fund	Specific Objective	Code	Amount (EUR)
2	ERDF	2.4	33 No territory-based approach	16.808.970,00

2.2.4 SPECIFIC OBJECTIVE 2.6. Promoting the transition towards a circular and efficient economy in resource consumption.

a) Related actions and their expected contribution to these specific objectives and to macro-regional and sea-basin strategies, as appropriate

The MAC territories are committed to a development model in which products, materials and resources remain in the economic sphere for as long as possible, and in which the least possible amount of waste is generated. This transition towards a Circular Economy that prioritizes efficient resource consumption represents a paradigm shift in the productive world. As such, it is a disruptive milestone aimed at transforming the way energy is produced, distributed and consumed.

Public policies must aim to create a framework that enables business and society to transition from a linear to a circular economy: companies that innovate and generate knowledge and a society that adapts its consumption habits.

The transition towards a more efficient use of resources also represents an opportunity to improve the welfare of the broader community, as well as the quality of the environment.

The characteristics of the business sector in the cooperation space, with a very high presence of micro-enterprises, make this transition difficult, due to the fact that the companies have a reduced investment capacity.

Therefore, within the framework of this objective, MAC will prioritize actions that clearly focus on environmental sustainability, but also on the competitiveness of the productive system, with special attention to the potential positive effects of a transition to the Circular Economy for generating new economic sectors and creating quality employment.

Priority will be given to actions that aim to increase production capacity on a sustainable basis, reducing the ecological footprint, increasing self-sufficiency, reducing dependence on energy inputs from fossil fuels, and promoting industrial capacity for waste treatment with a view to its reuse.

Quality employment and training for employment in the green economy sector will be promoted as a foundation for the transition to the Circular Economy, including social economy companies and those that promote a gender-sensitive approach. This includes initiatives aimed at promoting the implementation of a circular economy through new business models with novel proposals that optimize the use of natural resources and reduce their environmental impact. This implies the incorporation of ICTs, the promotion of new models of collaborative economy and/or the incorporation of new services to the traditional product sales model, enabling a move towards less dependence on the consumption of materials.

Although all productive sectors will be affected, special attention will be paid to the tourism sector, promoting actions that create sustainable tourist destinations, in which circularity is a feature of competitiveness.

These actions focused on the productive system's competitiveness will be complemented by actions aimed at promoting responsible consumption to the broader society, with the goal of closing cycles and with a preference for local production whenever possible.

Finally, the potential of archipelagos in the cooperation space will be harnessed to create a benchmark for the implementation of the Circular Economy in island territories, developing a sustainable model for generating endogenous value that contributes to the broader community's quality of life, through the responsible use of natural resources and the protection of ecosystems.

Projects under this objective do not in principle contribute specifically to the pillars of the Atlantic Action Plan, although there may be actions related to the blue economy that contribute to pillars one and two of the Atlantic Action Plan.

The type of actions will include, among others, the following:

- ✦ *Actions to promote sustainable economic activities, with special attention to tourism, agri-food, fishing and construction sectors.*
- ✦ *Actions that contribute to reducing the environmental impact of the tourism sector and implementing the circular economy as a business concept, turning circularity into a feature of competitiveness.*
- ✦ *Actions aimed at promoting innovative entrepreneurship and developing activities within the green sector, identifying business models based on the circular economy and existing companies adapting to new business models based on the circular economy.*
- ✦ *Training initiatives for employment in the green and blue economic sector.*
- ✦ *Actions aimed at reducing the environmental cost of food production in terms of water, energy and land use.*
- ✦ *Eco-innovative pilot initiatives for the exchange of experiences for inter- and intra-sectoral business cooperation, including the production of new materials, eco-design, and the capacity to treat waste with a view to its reuse.*
- ✦ *Actions aimed at studying the feasibility of achieving economies of scale between partners in waste management, within the framework of the current review process of the legal framework on waste transport [Regulation (EC) 1013/2006 of the European Parliament and of the Council, of June 14, 2006].*
- ✦ *Actions that facilitate and promote by-product being reincorporated into the market, such as the creation of a market for secondary raw materials with partners in the space; or actions that promote the innovative use of by-products from the primary sector and the agri-food industry as raw material for other sectors.*
- ✦ *Actions aimed at promoting responsible consumption, directed at closing cycles.*

b) Indicators

TABLE 2.- PERFORMANCE INDICATORS

Priority	Specific Objective	ID	Indicator	Unit of measurement	Stage (2024)	End goal (2029)
2	2.6	RCO 84	Pilot activities jointly developed and implemented in projects	Pilot activities	0	30
2	2.6	RCO 87	Cross-border cooperating organizations	Organizations	0	54
2	2.6	RCO 116	Jointly developed solutions	Solutions	0	23

TABLE 3.- RESULT INDICATORS

Priority	Specific Objective	ID	Indicator	Unit of measurement	Baseline	Reference year	End goal (2029)	Data source
2	2.6	RCR 84	Organizations cooperating after project completion	Organizations	0	2022	27	Project reports
2	2.6	RCR 104	Solutions adopted or extended by organizations	Solutions	0	2022	17	Project reports

c) Main target groups

The beneficiaries of the actions co-financed within the framework of the specific objective will be, fundamentally, Public Administrations and linked public and private entities. Likewise, other relevant actors in the territory, such as Universities, research centres, technological institutes and foundations may participate in the projects; Chambers of Commerce, business and professional associations and other socioeconomic agencies; as well as other public or private non-profit entities based in the Azores, Madeira, the Canary Islands and Third Countries.

SMEs will benefit as the ultimate recipients of support lines or support services, provided they meet the limits on State aid, but they cannot be beneficiaries/partners of co-financed projects.

The target groups include both the beneficiaries themselves, as well as the productive sectors and broader society as a whole that may benefit from projects aimed at reducing resource consumption in

the economy, creating net savings for material costs and consumer products, creating employment opportunities and increasing the quality of life.

d) Specific territories targeted, including the planned use of integrated territorial investments, local participatory development or other territorial tools

Co-financed actions can be carried out across the entire Program area.

e) Planned use of financial instruments

Not applicable.

f) Indicative breakdown of program resources provided by the EU by intervention type (ERDF without TA)

TABLE 4.- DIMENSION 1. INTERVENTION SCOPE

PRIORITY NO.	FUND	SPECIFIC OBJECTIVE	CODE	AMOUNT (EUR)
2	ERDF	2.6	071 Promoting the use of recycled materials as raw materials	5.042.691,00
2	ERDF	2.6	075 Supporting environmentally friendly production processes and resource efficiency in SMEs	11.766.279,00

TABLE 5.- DIMENSION 2. FORM OF FINANCING

PRIORITY NO.	FUND	SPECIFIC OBJECTIVE	CODE	AMOUNT (EUR)
2	ERDF	2.6	01 Subsidy	16.808.970,00

TABLE 6.- DIMENSION 3. TERRITORIAL INTERVENTION MECHANISM AND TERRITORY-BASED APPROACH

PRIORITY NO.	FUND	SPECIFIC OBJECTIVE	CODE	AMOUNT (EUR)
2	ERDF	2.6	33 No territory-based approach	16.808.970,00

2.2.5 SPECIFIC OBJECTIVE 2.7. Promote the protection and conservation of nature, biodiversity and ecological infrastructures (hereinafter "green infrastructures"), including in urban areas, and the reduction of all forms of pollution

The vast marine-maritime territory and the ecosystems, and biodiversity, of Macaronesia islands and African partner countries offer interesting possibilities to carry out projects on green infrastructure, green and blue economy promotion, and protection of the rich natural heritage of the area.

a) Related actions and their expected contribution to these specific objectives and to macro-regional and sea-basin strategies, as appropriate

The vast marine-maritime territory and the ecosystems, and biodiversity, of Macaronesia islands and African partner countries offer interesting possibilities to carry out projects on green infrastructure, green and blue economy promotion, and protection of the rich natural heritage of the area.

A green infrastructure is defined as a strategically planned network of natural and semi-natural spaces and other environmental elements designed and managed in such a way as to offer a wide range of ecosystem services. It includes green spaces (or blue in the case of aquatic ecosystems) and other physical elements incorporated into land (natural, rural and urban) and marine areas.

Among the multiple functions of the Green Infrastructure are those related to the environment - protecting ecosystems and biodiversity - and those related to the economy - promoting the development of the green economy, job creation and sustainable management in the territory.

From an environmental point of view, investment in green and blue infrastructure can effectively contribute to the goal of reducing biodiversity loss. As stated in the EU Strategy on Biodiversity for 2030, in the last four decades, the global population of wildlife species has reduced by 60% as a result of human activity and almost three quarters of the surface of the Earth have been altered. The current network of protected areas is not big enough for biodiversity to be safeguarded, and the creation of green infrastructures is presented as an effective solution.

But green infrastructure is more than just an instrument for conserving biodiversity. It can make an important contribution to regional and local development, climate change mitigation, disaster risk management, agriculture and forestry, and environment goals.

From an economic point of view, green infrastructure can be a catalyst for growth, attracting domestic investment and generating jobs, reducing environmental costs and generating health benefits. Investing in green infrastructure can help to breathe new life into the economy by encouraging innovative approaches and creating new green businesses. "Green" jobs already represent approximately 5% of the labour market. It is no longer a question of finding a compromise between the economy and the environment, but rather of increasingly appreciating synergies and mutual benefits.

The extensive marine-maritime area in the cooperation space as well as the unique ecosystems of the Macaronesia islands offer interesting possibilities for developing green infrastructure projects at the scale of the MAC transborder/transnational space. This would not only generate considerable benefits by ensuring the resilience and vitality of some of the most precious ecosystems in Europe and the West

African coast but could also become a flagship initiative for the promotion of green infrastructure at national, regional and local levels, through coordinated and joint actions.

Projects under this objective are expected to contribute to the Atlantic 2.0 Action Plan for a sustainable, resilient and competitive blue economy. Specifically, they are expected to contribute to the two Objectives of the fourth pillar of the Plan (Healthy Ocean and Resilient Coasts): Strengthening coastal resilience and combating marine pollution. They could also contribute to the second pillar: Blue Skills of the Future and Ocean Literacy.

In parallel, other actions will continue to be supported that are aimed at protecting and conserving the rich natural heritage that exists in the cooperation space, as well as forms of use and management that are compatible with sustainable economic activities.

The types of eligible actions include, among others:

- ✦ *Planning and developing green infrastructures that improve, conserve and restore biodiversity and ecosystem functioning, increasing spatial and functional connectivity between natural and semi-natural areas, improving the permeability of the landscape and mitigating fragmentation, guaranteeing the contribution of multiple services and strengthening its functionality.*
- ✦ *Planning and developing green infrastructures that contribute to economic recovery, creating new green businesses and jobs (green and blue economy)*
- ✦ *Actions aimed at improving social and cultural links with nature and biodiversity, creating incentives for the community to get involved in its maintenance and conservation*
- ✦ *Other actions that increase sustainable economic return for services associated with natural spaces.*
- ✦ *Improved planning to optimize public access to high value natural patrimony.*

b) Indicators

TABLE 2.- PERFORMANCE INDICATORS

Priority	Specific Objective	ID	Indicator	Unit of measurement	Stage (2024)	End goal (2029)
2	2.7	RCO 37	Surface area of Natura 2000 sites covered by protection and restoration measures	Hectares*	0	360.659
2	2.7	RCO 87	Cross-border cooperating organizations	Organizations	0	54

*Data based on Commission Implementing Decision (EU) 2020/19 of 28 November 2019 adopting the eighth updated list of sites of Community importance for the Macaronesia biogeographical region C (2019)8588.

TABLE 3.-: RESULTS INDICATORS

Priority	Specific Objective	ID	Indicator	Unit of measurement	Baseline	Reference year	End goal (2029)	Data source
2	2.7	RCR 84	Organizations cooperating after project completion	Number of people	0	2021	27	Project reports
2	2.7	RCR 85	Participation in joint cross-border actions after project completion	Number of people	0	2021	13.712	Project reports

c) Main target groups

Public Administrations and linked public and private entities will be the main beneficiaries, although there may be others such as Universities, research centres, technological institutes and foundations, Chambers of Commerce, business and professional associations and other socioeconomic agencies and public or private non-profit entities based in Azores, Madeira, the Canary Islands and Third Countries.

The target groups include both the beneficiaries themselves, as well as the productive sectors and society as a whole that may benefit from the development of projects.

d) Specific territories targeted, including the planned use of integrated territorial investments, local participatory development or other territorial tools

Co-financed actions can be carried out across the entire Program area.

e) Planned use of financial instruments

Not applicable.

f) Indicative breakdown of program resources provided by the EU by intervention type (ERDF without TA)

TABLE 4.- DIMENSION 1. INTERVENTION SCOPE

Priority no.	Fund	Specific Objective	Code	Amount (EUR)
2	ERDF	2.7	078 Protection, restoration and sustainable use of Natura 2000 sites	8.404.485,00
2	ERDF	2.7	079 Protection of nature and biodiversity, heritage and natural resources, green and blue infrastructures	8.404.485,00

TABLE 5.- DIMENSION 2. FORM OF FINANCING

Priority no.	Fund	Specific Objective	Code	Amount (EUR)
2	ERDF	2.7	01 Subsidy	16.808.970,00

TABLE 6: DIMENSION 3: TERRITORIAL INTERVENTION MECHANISM AND TERRITORY-BASED APPROACH

Priority no.	Fund	Specific Objective	Code	Amount (EUR)
2	ERDF	2.7	33 No territory-based approach	16.808.970,00

2.3 PRIORITY 3. MAC GOVERNANCE: IMPROVING THE GOVERNANCE OF COOPERATION.

2.3.1 SPECIFIC OBJECTIVE INTERREG 1 (ISO.6.1) Improved institutional capacity, promotion of interpersonal actions, support for better governance of cooperation

The programme will strengthen cooperation with neighbouring third countries in the field of governance by addressing growing global challenges and interdependence, supporting the establishment of smooth relations between the European and African sides to achieve more effective integration and identifying joint challenges.

a) *Related actions and their expected contribution to these specific objectives and to macro-regional and sea-basin strategies as appropriate*

Within the framework defined by the Commission Communication “Putting people first, ensuring sustainable and inclusive growth and unlocking the potential of the EU's outermost regions” [COM(2022) 198 final] and in particular the pillar relating to the regional integration of the ORs, the Interreg MAC program is the principal tool for strengthening and expanding cooperation with neighbouring third countries to respond to global challenges and growing interdependence.

The Priority MAC Governance will include two main lines of action:

On the one hand, the strategic project ATLANTE (continuation of the strategic project Hexagone) in which the three European regions and the seven African countries that are partners in the space programme participate, will have as its main objective the establishment of common frameworks for institutional dialogue and coordination, which will facilitate the identification of joint strategies and actions of common interest, and which will favour the dynamisation of cooperation and the capitalisation of the results obtained.

The ATLANTE project will include the following actions:

1. Creating a dialogue and coordination forum for the identification of common priorities. It will be integrated by all program partners and other partners such as the European Commission, the EU Delegations in the African partner countries and other public and private non-profit entities present in the cooperation area;
2. Establishing thematic working groups in the priority areas of common interest for the identification of potential beneficiaries and actions to be jointly financed by the ERDF/IVDCI. In this context, special attention will be given to those actions strengthening partner capacity to contribute to the European Maritime Safety Strategy and its Action Plan, in accordance with their relevant competences;
3. Promoting coordination and synergies with other European, or international, programs and instruments present in the area, by encouraging coordination with other complementary sources of financing;
4. Finally, there is no doubt that bringing the European and African parts of the programme closer together requires the effective involvement of civil society, particularly young people. In this sense, actions to strengthen mutual trust and those that foster interpersonal relationships, particularly among young people, will be supported.

On the other hand, within the framework of the OEI1, actions will be launched to capitalise on the results obtained and the knowledge generated in the MAC 2014-2020 Programme.

The capitalization will be developed according to the conclusions of the "Capitalisation Tailored Support" provided by the INTERACT program, and will include, among others, the following actions:

- Conducting analysis and inspiring connections between projects to identify relevant knowledge created by projects that may be exploited and/or integrated and inspire synergies or create new joint projects,
- Creating, implementing and adopting mechanisms and processes to facilitate the exploitation and reuse of knowledge, experiences and results of the projects towards new third country beneficiaries,
- Preparing and launching specific capitalization project calls,
- Organizing training and sharing experiences to increase the capacity of partners to enhance, consolidate, transfer and integrate their results,
- Organizing and disseminating information among potential beneficiaries to facilitate the reuse of existing results generated by Interreg MAC 2014-2020 and 2007-2013 projects in cooperation with EU delegations.

b) Indicators

TABLE 2.- PERFORMANCE INDICATORS

Priority	Specific Objective	ID	Indicator	Unit of measurement	Stage (2024)	End goal (2029)
3	ISO.6.1	RCO 85	Participants in joint training plans	No. of participants	0	1.072
3	ISO.6.1	RCO 87	Cross-border cooperating organizations	No. of participants	0	46

TABLE 3.- RESULT INDICATORS

Priority	Specific Objective	ID	Indicator	Unit of measurement	Base value	Reference year	End goal (2029)	Data source
3	ISO.6.1	RCR 81	Participants in joint training programmes completed	No. of people	0	2021	965	Project reports
3	ISO.6.1	RCR 84	Organizations cooperating after project completion*	No. of organisations	0	2021	23	Project reports

c) Main target groups

Public Administrations and linked public and private entities will be the main beneficiaries, although there may be others such as Universities, research centres, technological institutes and foundations, Chambers of Commerce, business and professional associations and other socioeconomic agencies and public or private non-profit entities based in Azores, Madeira, the Canary Islands and Third Countries.

The target groups include both the beneficiaries themselves, as well as productive sectors and society as a whole that may benefit from improvements to the governance of public services.

d) Specific territories targeted, including the planned use of integrated territorial investments, local participatory development or other territorial tools

Co-financed actions can be carried out across the entire Program area.

e) Planned use of financial instruments

Not applicable.

f) Indicative breakdown of program resources provided by the EU by intervention type (ERDF without TA)

TABLE 4.- DIMENSION 1. INTERVENTION SCOPE

Priority no.	Fund	Specific Objective	Code	Amount (EUR)
3	ERDF	ISO 1	173 Improving the institutional capacity of public bodies and stakeholders to implement territorial cooperation projects and initiatives in a cross-border, transnational, maritime and interregional context	14.077.091,00

TABLE 5.- DIMENSION 2. FORM OF FINANCING

Priority no.	Fund	Specific Objective	Code	Amount (EUR)
3	ERDF	ISO 1	01 Subsidy	14.077.091,00

TABLE 6.- DIMENSION 3. TERRITORIAL INTERVENTION MECHANISM AND TERRITORY-BASED APPROACH

Priority no.	Fund	Specific Objective	Code	Amount (EUR)
3	ERDF	ISO 1	33 No territory-based approach	14.077.091,00

2.4 PRIORITY 4: MAC MOBILITY- IMPROVED MIGRATION MANAGEMENT AT ORIGIN AND DESTINATION

2.4.1 SPECIFIC OBJECTIVE INTERREG 2 (ISO.7.2). Mobility and migration management.

The regional and local challenges associated with immigration, both at the point of origin and destination, can only be overcome by regions/countries working together. The possibility of addressing specific external cooperation issues such as security, border crossing management and migration is a novelty in Interreg.

a) Related actions, including a list of planned strategically important operations, and their expected contribution to those specific objectives and to macro-regional strategies and sea-basin strategies, if applicable

The regional and local challenges associated with immigration, both at the point of origin and destination, can only be overcome by regions/countries working together.

The mobility of people within the cooperation area is a necessity and a priority for promoting exchanges and consolidating ties and mutual trust. However, this organized mobility coexists with the growing mobility of undocumented migrants moving from the African continent to the EU, with the Canary Islands being a key arrival point. This creates difficulties for countries of origin and transit as well as for destination countries.

The possibility of addressing specific external cooperation issues such as security, border crossing management and migration is a new feature of the Interreg Specific Objectives for the period 2021-2027.

Projects under this objective do not in principle contribute specifically to the pillars of the Atlantic Action Plan.

Actions under this specific objective will in any case be complementary to those carried out under other European instruments, in particular the Asylum, Migration and Integration Fund (AMIF) and the ESF, avoiding any overlapping. Priority will be given to actions related to immigrant unaccompanied minors.

This objective could also include a pilot project under the Communication “Attracting skills and talent to the EU” encouraging youth mobility and the creation of talent partnerships.

- ✦ *Actions in the areas of migration management complementary to those carried out within the framework of other programs and instruments such as the Asylum, Migration and Integration Fund or the European Social Fund, in particular those related to unaccompanied minors (UMs).*
- ✦ *Actions to improve reception at the border*
- ✦ *Dissemination and awareness campaigns on the migratory phenomenon.*

b) Indicators

TABLE 2: PERFORMANCE INDICATORS

Priority	Specific Objective	ID	Indicator	Unit of measurement	Stage (2024)	End goal (2029)
4	ISO.7.2	RCO 86	Signed joint administrative or legal agreements	Agreements	0	7
4	ISO.7.2	RCO 87	Jointly organized cross-border public	Events	0	25

events

TABLE 3: RESULT INDICATORS

Priority	Specific Objective	ID	Indicator	Unit of measurement	Baseline	Reference year	End goal (2029)	Data source
4	ISO.7.2	RCR 83	Persons covered by signed joint administrative or legal agreements	Persons	0	2021	847,706	Project reports
4	ISO.7.2	RCR 84	Organizations cooperating after project completion	Organisations	0	2021	13	Project reports

c) Main target groups

Public Administrations and linked public and private entities will be the main beneficiaries, although there may be others, such as Non-Governmental Organizations, and other public or private non-profit entities based in the Azores regions, Madeira, Canary Islands and Third Countries,

The target groups include both the beneficiaries themselves, as well as the migrant population and all citizens who may benefit from the development of projects that contribute to improving management and increasing awareness of the migratory phenomenon.

d) Specific territories targeted, including the planned use of integrated territorial investments, local participatory development or other territorial tools

Actions may be implemented across the entire Program area, prioritizing territories of origin, transit or destination for migratory flows.

e) Planned use of financial instruments

Not applicable.

f) Indicative breakdown of program resources provided by the EU by intervention type (ERDF without TA)

TABLE 4.- DIMENSION 1. INTERVENTION SCOPE

Priority no.	Fund	Specific Objective	Code	Amount (EUR)
4	ERDF	ISO2	174 Interreg: border crossing management and mobility and migration management	7.722.668,00

TABLE 5.- DIMENSION 2. FORM OF FINANCING

Priority no.	Fund	Specific Objective	Code	Amount (EUR)
4	ERDF	ISO2	01 Subsidy	7.722.668,00

TABLE 6.- DIMENSION 3. TERRITORIAL INTERVENTION MECHANISM AND TERRITORY-BASED APPROACH

Priority no.	Fund	Specific Objective	Code	Amount (EUR)
4	ERDF	OE1	33 No territory-based approach	7.722.668,00

3. BUDGET

3.1 ANNUAL BUDGET. TABLE 7

Fund	2021	2022	2023	2024	2025	2026	2027	TOTAL
FEDER (Territorial cooperation objective)		29,023,820	29,490,030	29,965,562	30,450,606	25,232,001	25,736,644	169,898,663
NDICI TC								
TOTAL		29,023,820	29,490,030	29,965,562	30,450,606	25,232,001	25,736,644	169,898,663

3.2 TOTAL FINANCIAL APPROPRIATIONS BY FUND AND NATIONAL CO-FINANCING. TABLE 8

TABLE 8

Policy Objective No.	Priority	Fund	Basis for calculating EU support (total eligible expenditure or public contribution)	EU contribution (a)=(a1)+(a2)	Indicative breakdown of EU contribution		National Contribution 27.1 (a2) (b)= (c)+(d)	Indicative breakdown of national contribution		Total (e)= (a)+(b)	Co-financing rate % (f)=(a)/(e)	Third country contributions
					Without technical assistance under Article 27.1 (a1)	For technical assistance under Article 27.1 (a2)		National public contribution (c)	National private contribution (d)			
PO1	1	ERDF	TOTAL	72.359.466,00	65.781.333,00	6.578.133,00	12.769.319,00	11.891.429,00	877.890,00	85.128.785,00	85%	0,00
PO2	2	ERDF	TOTAL	74.559.463,00	67.781.333,00	6.778.130,00	13.157.554,00	12.499.677,00	657.877,00	87.717.017,00	85%	0,00
ISO1	3	ERDF	TOTAL	14.484.800,00	13.168.000,00	1.316.800,00	2.556.141,00	2.428.334,00	127.807,00	17.040.941,00	85%	0,00
ISO2	4	ERDF	TOTAL	8.494.934,00	7.722.668,00	772.266,00	1.499.106,00	1.424.151,00	74.955,00	9.994.040,00	85%	0,00
	Total	ERDF	TOTAL	169.898.663,00	154.453.334,00	15.445.329,00	29.982.120,00	28.243.591,00	1.738.529,00	199.880.783,00	85%	0,00



4. ACTION TAKEN TO ENGAGE RELEVANT PROGRAM PARTNERS TO PREPARE THE INTERREG PROGRAM AND THE ROLE OF THESE PARTNERS IN IMPLEMENTATION, MONITORING AND EVALUATION

The MAC Programme, since its creation in 2000-2006, has always favoured the participation of many different types of organisations. Thus, among the hundreds of beneficiaries of the Interreg MAC programme are all types of organisations such as regional, national and local authorities, universities, research centres, chambers of commerce, clusters, associations, foundations and non-governmental organisations, as well as any other non-profit body representing civil society.

Throughout the calls for proposals and the construction and definition of new partnerships and challenges, the opinion of all these structures on the implementation of the Programme and its content has always been collected and analysed through surveys, evaluations and meetings. The information and communication actions carried out by the Programme over the last twenty years have always been aimed at the widest possible audience.

This principle has been effectively incorporated in the development of POMAC's 2021-2027 programming. As part of this principle, two bodies have been created for engagement in the entire process:

- ✈ **Reflection Group.** In January 2020, an informal reflection group was set up, with the participation of the European program partners (representatives from Azores, Madeira and the Canary Islands; the two Member States of Spain and Portugal, and the European Commission). The objective of the group was to analyse the evolution of the regulatory proposals applicable to the new programming period and the new elements introduced in the European Territorial Cooperation with respect to OR programs and neighbouring third countries. This group held five meetings and reached a series of conclusions and proposals that are very useful for guiding the programming work that followed.
- ✈ **Program Task Force.** The Task Force was established on May 27, 2021. The Task Force was made up of representatives from the regional governments of Azores, Madeira and the Canary Islands and their respective environmental authorities, representatives from the Spanish and Portuguese governments and representatives from the Third Country governments that had been invited to participate in the program and the European Commission.

Only representatives from the three third countries that were already partners in the program - Cape Verde, Mauritania and Senegal - were invited to this constitutive meeting, given that the expansion of the geographical area had not yet been agreed upon. Conclusions in previous meetings were presented by the Reflection Group:

- proposal to expand the geographical coverage of the program to four new countries - Ghana, Ivory Coast, Gambia and Sao Tome and Principe - following the European Commission recommendations;
- focus on two Policy Objectives and two Interreg Specific Objectives;
- need for an innovative approach to identify priorities and projects in ongoing coordination with the EUDs and the relevant third country authorities. These guidelines were approved by all partners present and the Management Authority was entrusted with preparing a proposal for a strategic program document.

The second Task Force meeting took place on July 22, 2021. Representatives from the four new candidate countries to be part of the MAC program were invited to this meeting, that is, Ivory Coast, Gambia, Ghana and São Tomé and Príncipe. Prior to the meeting, all representatives received a copy of the proposed program strategy document. 44 participants attended the meeting. The strategy document was analysed, discussed and approved and the next step of commencing public consultation was agreed upon. Amongst the attendees, there was a high level of verified agreement between the priority objectives of MAC 2021-2027 and the priority objectives selected by the new partner third countries in their respective programming documents (IDVCI). Specifically, there was clear interest from new third countries in relation to supporting SMEs, circular economy, climate change and the green transition, including sustainable tourism, sanitation and food safety.

The public consultation process was launched from 17/09/2021 to 01/10/2021. A questionnaire was developed in four languages (SP, PT, FR and EN) to capture priorities related to the program's different challenges, specific objectives and priorities. It was published on the current Interreg MAC 2014-2020 program website and direct emails were sent to all beneficiaries of the current MAC program, along with Task Force members and other relevant entities to increase visibility and encourage participation of civil society and socioeconomic stakeholders.

166 responses were received, with the highest percentage of responses coming from the Canary Islands (46%) and no response received from the Ivory Coast and Ghana. 89% of the respondents had experience with the Interreg MAC program.

LEVEL OF PARTICIPATION BY TERRITORY

	Canary Islands	Madeira	Azores	Cabo Verde	Senegal	Gambia	Mauritania	Sao Tome and Principe	Ivory Coast	Ghana	Others
Answers	77	36	24	13	7	3	3	1	0	0	2
%	46%	36%	24%	13%	4%	2%	2%	1%	0%	0%	1%

The highest number of responses was obtained from the public administration and universities-research centres with 46% and 36% of participation. The lowest level of response was from companies, representing only 2% of participation.

LEVEL OF PARTICIPATION BY ENTITY

TYPE OF ENTITY	RESPONSES	%
Public Administration	66	40%
University/ Research Centre	46	28%
Non-profit entities	20	12%

Private businesses	12	7%
Public enterprises	8	5%
Other socioeconomic agencies	8	5%
Business/professional associations	6	4%

The priority most valued by respondents to the consultation corresponds to PO2: A greener, low-carbon Europe by promoting a clean and fair energy transition, followed by PO1 Priority: A smarter Europe.

Investment in the tourism sector, linked to the green economy, the blue economy and innovation, was valued as a cross-cutting priority, and the promotion of the exchange of experiences between projects to create synergies and transfer good practices and results was also highly valued. Likewise, taking into consideration the needs expressed by African countries has been highlighted as a key factor for the success of projects in said countries: public health, sustainable tourism, agriculture, biodiversity and institutional capacity.

Environmental partners of the program European regions have played a relevant role in carrying out the screening on the environmental effects of the MAC programme on the basis of the Environmental Document made available by the programme MA, resulting in the following Strategic Environmental Reports:

- Parecer da Secretaria Regional de Ambiente, Recursos Naturais e Alterações Climáticas do Governo da Madeira de 30 de novembro de 2021.
- Despacho n.º 140/2022 de 28 de janeiro de 2022, da Secretaria Regional do Ambiente e Alterações Climáticas do Governo dos Açores (Jornal Oficial da Região Autónoma dos Açores nº21, 31 de janeiro de 2022).
- Strategic Environmental Report of the Interreg MAC (Madeira-Azores-Canary Islands) 2021-2027 cooperation programme, approved by agreement of the Autonomous Commission for Environmental Assessment on 25 February 2022. (Official Journal of the Canary Islands nº50, of Friday 11 March 2022)

All the reports conclude that, in general terms, the type of actions planned and previous experience suggest that the programme will not have significant effects on the environment, as most of the actions planned will be intangible, strategic and proactive.

Actions under environmental objectives of the programme are a continuation of those already carried out in the current period, with the Specific Objectives linked to Priorities 1 and 2 standing out due to their more horizontal nature. These objectives are fully consistent with the European Union's environmental strategy and cover all the most relevant environmental areas.

Moreover, representatives of the research and innovation sector have also been involved in the programming process. All the Universities, Technological Institutes and other organizations and foundations in the field of R&D&I responded to the public consultation. In addition, two meetings were held to discuss the MAC 21-27 program with these entities:

- Seminar on capitalization of project results on 22/10/2021, focused on the new MAC 21-27 program, which was attended by 183 representatives of entities benefiting from the program, among which the presence and active participation of R&D&I organizations stood out.
- Conference on the presentation of results from Axis1 projects (R&D&I) of the 1st call, held on November 23, 2021, with 122 participants from R&D&I organizations in the cooperation area, at the end of which a debate took place on the new priorities of the Smart MAC Priority for the period 21-27.

Management and monitoring bodies: A **Monitoring Committee**, which in turn will create a **Management Committee** for project selection and management operational decisions, following the previous MAC experience.

The Monitoring Committee will be comprised of:

- Two representatives from the Managing Authority,
- Four representatives from the Member States (two from Spain and two from Portugal), of which two will be from the Ministries responsible for managing ERDF funds and two will be from the Ministry of Foreign Affairs,
- Six representatives from the regional governments (two from Madeira, two from the Azores and two from the Canary Islands),
- One representative from the Auditing Authority,
- One representative from the body responsible for accounting,
- Three representatives from the Environmental Authority (one for each European region),
- Three representatives from the Economic and Social Committees or equivalent bodies (one for each of the European regions),
- Seven representatives from Third Countries that have accepted the invitation to participate in the program, that is, one for each participating country.
- Two representatives from the European Commission, one from DG REGIO and one from DG INTPA, and representatives from the DEIs in Third Countries, as observers without voting rights.

It will be understood to be validly constituted if half plus one of the members with voting rights (14 attendees) are present, which must include representatives from the Management Authority and representatives from the three European regions, the two Member States and at least one third country. Decisions will be adopted by consensus when there is no express opposition. If consensus is not reached, decisions will be adopted by simple majority (half plus one of the members present with the right to vote). In the event of a tie, the Managing Authority will have a casting vote.

The Management Committee will be comprised of:

- Two representatives from the Managing Authority,
- Two representatives from the Member States (one from Spain and one from Portugal),
- Six representatives from Regional Governments (two for each of the regions),
- Seven representatives from third countries (one for each of these),

- Two representatives from the European Commission, one from DG REGIO and one from DG INTPA, and representatives from the EUDs in Third Countries, as observers without voting rights.

The Committee shall be understood to be validly constituted if half plus one of the members with the right to vote (nine attendees) are present, including representatives from the Management Authority, at least one representative from the three regions, at least one representative from each of the Member States, and at least one representative from third countries. Decisions will be adopted by consensus when there is no express opposition. If consensus is not reached, decisions will be adopted by simple majority (half plus one of the members present with the right to vote). In the event of a tie, the Managing Authority will have a casting vote.

The Member States and the European regions in the Program decided to maintain the structure of "regional controllers" in the Canary Islands, Madeira and Azores, as allowed for by article 46.3 of the Interreg Regulation, thus giving continuity to the organizations in these regions that have been responsible for verifying the expenses declared by the beneficiaries in previous MAC programs. Thus, the expenditure of beneficiaries based in each of the 3 European regions will be verified by each of the controllers located in these regions

5. APPROACH TO COMMUNICATION AND VISIBILITY ACTIVITIES OF THE INTERREG PROGRAMME (OBJECTIVES, TARGET AUDIENCES, COMMUNICATION CHANNELS - INCLUDING SOCIAL MEDIA PRESENCE - WHERE APPROPRIATE, PROGRAMMED BUDGET AND RELEVANT MONITORING AND EVALUATION INDICATORS)

OBJECTIVES: The Program's approach to communication and visibility pursues a threefold objective:

- ✦ To give *greater visibility* to and enhance the value of cooperation between territories under the Interreg MAC program;
- ✦ Support and encourage *communication* activities to bring project achievements closer to citizens and promote the *capitalisation* of project results, mainly in the areas of applied research, competitiveness of SMEs, circular, green and blue economy, fight against natural disasters and climate change, improvement of public administrations and management of the migratory phenomenon;
- ✦ Ensure *transparency* regarding the implementation and management of the ERDF assistance as well as the implementation and management procedures of the Program.

TARGET AUDIENCE: The experience of cooperation in the Macaronesia area has made it possible to delimit the target public, dividing it into two groups:

- ✦ The *direct targets* are those who participate or may participate in the development of the Program and among them are those of an internal nature (those responsible for the Program and final beneficiaries) and those of an external nature (potential beneficiaries and European and national institutions), in line with the main target groups established for each specific objective: research centres, business associations, environmental authorities, NGOs, public administrations).
- ✦ *Indirect targets* include what could be described as citizens and include both the general public and the media.

COMMUNICATION CHANNELS: The program will be disseminated through the following information channels:

- ✦ *Program website.* The Program's website, which shall meet the accessibility criteria for people with disabilities, shall include at least:
 - ✓ A description of the program, including its objectives, activities, available funding opportunities, lines of action.
 - ✓ Program achievements, including good practices, as well as news, regular newsletters and project events.
 - ✓ Information on calls for projects, list of selected operations and approved projects.
 - ✓ Access to the computerised management system of the MAC program.
 - ✓ All information considered relevant.
- ✦ *Presence on social networks.* Increasing the visibility of the programme on social media will be encouraged:

- A Facebook profile, a specific Twitter account, a YouTube channel and the use of LinkedIn and/or Instagram will be created to disseminate news, events, actions and audio-visual material of the program and projects.
- ✦ **Media.** The presence of the programme and the projects in the media will be promoted through press releases, press conferences and interviews.
- ✦ **Communication events.** The Program plans to hold informative seminars for potential beneficiaries, technical seminars on the management of approved projects and seminars for the exchange of experiences and dissemination of project results. These may take place in a face-to-face, online or mixed format. Access and participation will be guaranteed in accordance with current accessibility standards.
- ✦ **Publications** (online or printed) and audio-visual productions to support program communication and visibility actions.

The Interreg logo will be used in all communication actions, following the guidelines of the "Interreg Brand Design Manual" of the European Commission.

PROGRAMMED BUDGET:

It is estimated that the sum of all the actions to be developed in the field of communication and visibility, on an indicative basis, will amount to the sum of €1,000,000 for the whole period, which represents 0.5% of the Programme's budget. This budget is indicative and subject to updates to be approved by the Monitoring Committee, both in terms of communication activities and Technical Assistance budget.

MONITORING AND EVALUATION:

The Managing Authority of the program will designate a communication officer who will ensure that the objectives and obligations in terms of visibility, transparency and communication are met.

Communication and visibility actions will be subject to permanent monitoring and will be included within the program evaluation plans. It is proposed to establish the following indicators (non-exhaustive list) for the monitoring and evaluation of communication actions, whose information will be obtained from fundamentally from the implementation reports of the projects and from the program implementation itself: no. of websites created by the projects, no. of projects with profiles or accounts in social networks, no. of dissemination events in the media, no. of publications made, no. of communication events made, no. of audio-visual productions.



Interreg
MAC



Cofinanciado por
la Unión Europea
Cofinanciado pela
União Europeia

6. INDICATION OF SUPPORT FOR SMALL-SCALE PROJECTS. Not applicable.

7. IMPLEMENTATION PROVISIONS.

7.1. PROGRAM AUTHORITIES. TABLE 9.

PROGRAM AUTHORITIES	NAME OF THE INSTITUTION	CONTACT INFORMATION	E-MAIL
Management Authority	Dirección General de Asuntos Europeos del Gobierno de Canarias	Celia Alberto Pérez Directora General de Asuntos Europeos del Gobierno de Canarias	calbper@gobiernodecanarias.org jzafdia@gobiernodecanarias.org
National authorities (also for programmes with third countries, if applicable)	Spain	M ^a Carmen Hernández Martín Subdirección General de Cooperación Territorial Europea Dirección General de Fondos Europeos Ministerio de Hacienda y Función Pública	sgcte@sepg.hacienda.gob.es
	Portugal	Raquel Rocha Agência para o Desenvolvimento e Coesão	Raquel.rocha@adcoesao.pt
	Cape Vert	Sónia Andrade Coordenadora do Secretariado da Parceria Especial CV-UE Direção Nacional de Política Externa e Integração Regional (DNAPEIR) Ministério dos Negócios Estrangeiros, Cooperação e Integração Regional	Sonia.Andrade@m nec.gov.cv
	Senegal	Ousmane Ba Directeur de la Coopération Economique et Financière MEPC Sénégal	bamamour63@gmail.com
	Mauritania	Mohamed Salem Nany Directeur de la Mobilisation des Ressources et de la Coordination de l'Aide Extérieur	msalemnany@gmail.com fatmaivekou@gmail.com

		<p>Fatma Ivekou Directrice des Conventions de Financement MAED Mauritanie</p>	
	The Gambia	<p>Mr Abdoulie Jallow, Permanent Secretary, MoFEA</p>	<p>liejallow@hotmail.com</p>
	Sao Tomé y Príncipe	<p>Adilson Monteiro Gabinete de Estudos e Políticas Económicas - Ministério do Planeamento, Finanças e Economia Azul</p> <p>Melanie Pinto Técnico do Gabinete de Estudos e Políticas Económicas</p>	<p>adilson.monteiro@mef.gov.st</p> <p>pinto_19_melanie@hotmail.com</p>
	Ghana	<p>Ebenezer Nortey Head EU/Europe/Americas Unit of the Ministry of Finance</p> <p>Edward Chonia Deputy Director, Ministry of Finance</p>	<p>enortey@mofep.gov.gh</p> <p>EChonia@mofep.gov.gh</p>
	Côte d'Ivoire	<p>Henri Botchi</p> <p>Chef de Departement Economie et Gouvernance a la Cellule de Coordination de la Cooperation CI/UE</p> <p>Pierre N'Guetta Chef de service contrôle de gestion CCPS-CI/UE</p>	<p>henri.botchi@ccciiue.ci</p> <p>pierre.nguetta@cpsciue.ci</p>
Audit Authority	Intervención General de la Comunidad Autónoma de Canarias (IGCAC) Servicio de Control Financiero de Fondos Comunitarios	<p>M^a Ángeles Reyes Reyes Interventora General de la Comunidad Autónoma de Canarias</p>	<p>ig.intervencion@gobiernodecanarias.org</p>

Representatives of the group of auditors (for programmes with participating third countries, if applicable)	Portugal: Inspeção General de Finanças de Portugal (IGF)	José Viegas Ribeiro Subinspetor-Geral da IGF Ricardo Pinto Reis Diretor de Projetos da IGF	viegasribeiro@igf.gov.pt ricardoreis@igf.gov.pt
	Spain: Intervención General de la Administración del Estado (IGAE) Oficina Nacional de Auditoría. División de Control de Fondos Europeos	Rafael Cortés Sánchez Jefe de División I de la Oficina Nacional de Auditoría de la IGAE	DivisionFondos1@igae.hacienda.gob.es
Body to which Commission payments are to be made	Agência de Desenvolvimento e Coesão (AD&C Portugal)	Cristina Jacinto Vogal do CD da AD&C Gisela Rodrigues Diretora da Unidade de Certificação da AD&C	cristina.jacinto@adcoesao.pt gisela.rodrigues@adcoesao

7.2. Procedure for setting up the joint secretariat.

As has been recognized by the beneficiaries and regional and national authorities, the Secretariat's continuity since its creation in the 2000-2006 phase has strongly contributed to the positive performance of the three MAC programs developed to date. Thus, the continuity of the Joint Secretariat has been agreed upon, with the aim of prioritizing continuity, leverage, capitalizing on lessons learned and with a view to facilitating a smooth transition to the new programming period. The Joint Secretariat will carry out its functions under the responsibility of the Managing Authority.

Consequently, for logical reasons and applying the principle of good management of public funds and investment capitalization, the Joint Secretariat will continue to operate from its two current headquarters in Las Palmas de Gran Canaria and Santa Cruz de Tenerife, with the possibility of incorporating more staff according to existing needs.

The JS will provide support to all of the Program's management structures, as well as to the project beneficiaries. Its operation will be financed by the program's Technical Assistance.

Among the tasks that the Joint Secretariat will carry out, under the guidance of the Management Authority, the following are highlighted: executing the technical, administrative and financial tasks associated with Program management, coordinating mobilization, publicity and dissemination activities and initiatives for the Program, providing advice to potential beneficiaries for the correct completion of applications, monitoring the physical and financial execution of projects and establishing and managing the program management IT system, as well as processing applications for modification and payment submitted by the main beneficiaries.

7.3. Distribution of responsibilities between the participating Member States and, where appropriate, third countries or partner countries and OCTs, in the event of financial corrections imposed by the managing authority or the Commission

Complementing the responsibilities of the Managing Authority in the monitoring, control and reporting of fraud (art.72 of the RDC and art.32 of the Interreg Regulation), the three European regions participating in the program and the two Member States to which they belong must:

- ✦ Comply with the management, control and audit obligations established in European regulations and assume the responsibilities that derive from them.
- ✦ Guarantee that management and control systems respect the specific Funding norms and function effectively.
- ✦ Ensure that effective measures are put in place to examine claims related to the Funding. The scope, rules and procedures related to such measures shall be the responsibility of the Member States, in accordance with their corresponding institutional and legal frameworks. At the request of the Commission, Member States will examine complaints submitted to the Commission that fall within the scope of its measures. Member States shall inform the Commission of the results of these processes if requested to do so.

Further to these responsibilities is the responsibility to prevent, detect and correct irregularities, including fraud and the recovery of amounts unduly paid, together with default interest (where applicable). The Management Authority must report these irregularities to the Commission and keep it informed of the progress made in applying administrative and judicial procedures.

In the case of Spain, measures to combat fraud related to Program operations will complement the powers of the National Anti-Fraud Coordination Service, created in 2014 after the internal structure of the General Intervention of the State Administration (IGAE) was modified, in order to strengthen control over public spending and the fight against fraud. Its functions include directing the creation and implementation of national strategies and promoting the legislative and administrative changes necessary to protect the financial interests of the European Union, identifying possible deficiencies in national systems that manage European Union funds, establishing coordination and information channels for irregularities and suspicions of fraud between the different national institutions and the European Anti-Fraud Office (OLAF) and promoting training for the prevention and combating of fraud.

In the case of Portugal, in order to increase cooperation and coordination between Member State authorities, the Commission and OLAF, particularly with regard to the effectiveness and efficiency of cross-border operations, the functions of Service Coordinator to the Anti-fraud Office (AFCOS) was assigned to the Inspector General of Finances, by order of the Minister of Finance in January 2014.

Without prejudice to the responsibilities of the Principal Beneficiary, in the event that the Management Authority is unable to obtain reimbursement for unduly transferred amounts from the beneficiary, it will be up to the region in the territory where the beneficiary is located to initiate administrative and, where appropriate, judicial proceedings to obtain the reimbursement of payments unduly transferred, transferring the recovered amount to the responsible for the accounting function and for payments to beneficiaries (the body to which the Commission will make payments Authority). This Authority will return the recovered amounts to the Union budget.



In the case of systemic irregularities, or financial corrections imposed by the European Commission, the distribution of responsibilities between the regions will be in proportion to the irregularities detected in the partners from each region. In the event that the irregularity or financial correction cannot be linked to any region, the distribution of responsibilities will be in proportion to the expenditure certified by the beneficiaries of the affected projects.

8. USE OF UNIT COSTS, LUMP SUMS, FLAT-RATE FINANCING AND NON-COST RELATED FINANCING.
Articles 94 and 95 of Regulation (EU) 2021/1060

TABLE 10. USE OF UNIT COSTS, LUMP SUMS, FLAT-RATE FINANCING AND NON-COST RELATED FINANCING.

Intended application of Articles 94 and 95 of the CPR	SÍ	NO
The programme shall use from its adoption a reimbursement of the Union contribution based on unit costs, lump sums and flat-rate financing with priority according to Article 94 of the CPR (in the affirmative, please complete Appendix 1).	<input type="checkbox"/>	<input checked="" type="checkbox"/>
The programme will use from its adoption a reimbursement of the Union contribution based on a non-cost related funding according to Article 95 of the CPR (in the affirmative, please complete Appendix 2).	<input type="checkbox"/>	<input checked="" type="checkbox"/>

ANNEX 3. LIST OF PROGRAMMED OPERATIONS OF STRATEGIC IMPORTANCE AND THEIR TIMETABLE

Strategic project ATLANTE: Establishment of a Governance Platform

The geographical area covered by the MAC programme includes three European outermost regions and seven African countries, four of which are joining the programme for the first time. It is a very large, dispersed and heterogeneous geographical area, with huge disparities between its constituent territories.

ATLANTE is a strategic project to support the governance of cooperation of the INTERREG MAC 2021-2027 Programme (continuation of the HEXAGONE strategic project), which covers the three European regions (Azores, Canary Islands, Madeira) and the seven African partner countries in the area (Cape Verde, Senegal, Mauritania, Ghana, Gambia, São Tomé and Príncipe and Ivory Coast) and covers specific challenges and opportunities of the MAC 21-27.

In this sense, it is a tool to support the Programme and the European and African partners and potential partners of the cooperation space to boost cooperation, promote the pooling of funds and encourage the capitalisation of results in the cooperation space. It will work closely with the European Commission (DG REGIO, INTPA, EU Delegations in African partner countries), the Embassies of Spain and Portugal and with the other management structures of the MAC Programme.

Its duration is the entire life of the Programme (until 31 December 2029).

General objective: to improve the governance of the INTERREG MAC 2021-2027 Programme cooperation by establishing common frameworks for institutional dialogue and coordination, which facilitate the identification of joint strategies and actions of common interest, and which favour the dynamisation of cooperation and a capitalisation of the results obtained.

Specific objectives and planned activities:

- Strengthen the capacity of public authorities to establish common areas and strategies for intervention that respond to challenges of shared interest in the cooperation area and favour thematic coordination between the ERDF and NDICI/Global Europe, as well as with other European or international programmes and instruments present in the area.
- Creation of thematic working groups in areas of strategic interest made up of experts from the entire cooperation area (sustainable tourism; energy and water; vocational training; archipelagic dimension)
- Stimulate cooperation between the European and African parts of the area, to promote mutual understanding that allows for the identification and formulation of new joint projects and common frameworks for action, as well as improving the visibility and ownership of the Programme in third countries.